



ANNUAL REPORT 2012-2013



Enlightening Trust



CONTENT

Message from the Management	2	International Cooperation	58
The Management	6	Environmental Protection and Sustainable Development	62
EVN Organization Chart	12	Training and Development of Human Resources	64
Overview of Viet Nam Electricity	14	Culture "EVN - Enlightening Trust"	66
Power Generation	26	EVN "For the Development of Community"	68
Power Transmission and Distribution Grids	36	Audited Consolidated Financial Statement	70
Meeting Power Demand	40	Map of Viet Nam Power System	72
Investment – Construction	46	Member companies	74
Power Market	52		

MESSAGE FROM THE CHAIRMAN OF EVN'S BOARD OF DIRECTORS

Ladies and Gentlemen!

In 2013, under the leadership of the Party, and the assertive direction of the Government, as well as with the endeavor made by all sectors, administration levels and the entire people, the macro-economy was stabilized. The annual growth rate of the economy was maintained at 5.42% and the inflation rate was also controlled at 6.04%. Together with the efforts of the whole country, Vietnam Electricity successfully fulfilled the essential planned targets. The power energy that was produced and purchased by EVN reached 127.73 TWh (an increase of 8.38% as compared to that in 2012); EVN's energy production was 56.354 TWh, higher than that planned for 2013; energy sale was 115.282 TWh (an increase of 9.3% as compared to that in 2012). The total investment in construction reached VND 104,791 billion (46.68% higher than that in 2012); six power generation units with a total capacity of 1,420 MW were completed and put into operation; 178 power transmission projects at voltages of 110 - 500 kV were completed and energized successfully. Energy saving reached 2.79 TWh (equivalent to 2.5% of EVN's energy sale), thus lowering the energy elasticity to 1.69. EVN's energy sale in 2013 reached VND 172,903 billion, an increase of 20.16% as compared to that in 2012, the profit gained could substantially made up for losses from its business activities accrued by 31st December 2012.

In early 2014, thanks to favorable conditions, namely the national power system had some generation capacity in reserve, or important power transmission projects were put into operation, EVN's financial status has been gradually improved. Some potential risks, however, still exist, which could affect EVN's business performances as well as its ability to ensure sufficient power supply, especially to the Southern region, as the consequences of water shortages of many hydropower reservoirs and constraints in capacity of the North-South 500 kV transmission lines. Therefore, the promotion of the economical and efficient use of power energy, and the rational and economical operation of the power system have an important role to play.

EVN's motto for the year 2014 is: "Optimization of Costs and Power Supply to the Southern Vietnam". For this aim, EVN shall gather all necessary resources to improve its business performances and to invest in sustainable development, by making optimal use of every available resource, seeking feasible measures to ensure the safe operation, an increase in capacity of the North-South 500 kV transmission lines, and generation projects and their associated power networks in Southern Vietnam to be put into operation on or ahead of schedules.



Besides, constant efforts shall be maintained to accelerate the investment progress in projects, reduce costs, increase the labor productivity, enhance the business performance, and improve EVN's financial health.

EVN's Leaders are convinced that all EVN's staff and employees shall continue bringing into play their power of solidarity, sense of responsibility, dynamics and innovation to satisfactorily achieve all the commissioned tasks and make Vietnam Electricity become a strong economic group that is responsible to the community and society, friendly to its customers and worthy of the heavy responsibilities entrusted by the Party and the State.

CHAIRMAN OF THE BOARD



HOANG QUOC VUONG

MESSAGE FROM THE PRESIDENT & CEO

In 2013, Viet Nam Electricity (EVN) accomplished successfully and comprehensively all its missions as planned for the year. Although there were difficulties to be surmounted, under the guidance and support of the Government, of the Ministry of Industry and Trade as well as other ministries, local authorities and people, domestic customers and international friends, and with the spirit of solidarity and endeavor by its managers and employees, EVN achieved encouraging successes. EVN supplied sufficient power energy to the socio-economic development and the people's needs. The power energy produced and purchased by EVN reached 127.73 TWh and its energy sale totaled 115.282 TWh. By the end of 2013, 99.57% of communes and 97.85% of rural households were electrified. EVN performed its capital investments that exceeded the 2012-plan, i.e. an increase of 46.68% as compared to that in 2012. Especially in 2013, EVN extended the national power network to districts of Co To and Phu Quoc islands, and to a number of villages, hamlets in the borderlands, thus making contributions to the national defense and security, the sovereignty of the national territory and the socio-economic development in rural and mountainous regions, and on islands.

The year 2013 had been adopted by EVN as the "YEAR OF BUSINESS AND CUSTOMER SERVICES". In that year, all EVN's Distribution Corporations' performances exceeded all the targets of energy business, and achieved an impressive improvement in the quality of customer services; the reliability of the power system was improved significantly; the average duration and frequency of outages were reduced considerably.

Following the EVN Restructuring Project for the 2012-2015 period approved by the Prime Minister, three Power Generation Corporations have been established and officially put into operation since 1st January 2013. EVN and its subsidiaries have re-organized their business activities, innovated their administration and strengthened the management and supervision over activities of the parent corporation and the subsidiaries. The competitive power generation market is being improved continuously.

In 2014, EVN shall continue facing numerous difficulties and challenges. Based on achievements, EVN is determined to fulfill its missions assigned by the Party and the Government. The overall objectives set by EVN in 2014 are (i) to ensure the sufficient power supply to the socio-economic development and the people's needs; (ii) to meet the volume and progress of investments in power projects specified in Viet Nam's Power Development Master Plan VII and the Five-Year Plan of Development and Investment (2011-2015), especially urgent projects of power supply to the Southern Viet Nam, and (iii) to accelerate the process of EVN re-structuring, and of innovating business management with the key task set on optimizing costs to improve




business performances. To ensure the profitable business for a proper income and a good life of the employees. The core mission of EVN in 2014 is "Optimization of Costs and Power Supply to the Southern Viet Nam".

The year 2014 is also the year of celebration of the 60th Anniversary of Viet Nam Revolution power sector with the spirit of "Solidarity, Responsibility and Innovation". EVN is determined to become a strong group that is fully responsible to the community and society, and friendly to its customers. EVN endeavors to enhance its productivity, improve its business performances, and accomplish all missions entrusted, and meet the demands for the country economic development and social welfares.

PRESIDENT & CEO OF VIETNAM ELECTRICITY

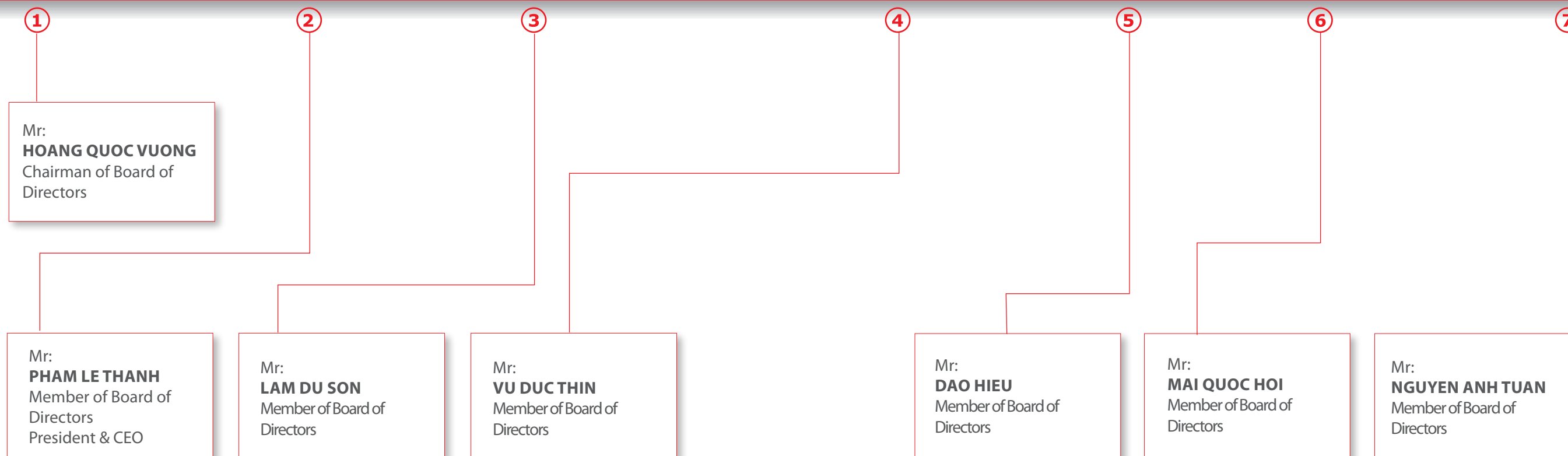


PHAM LE THANH

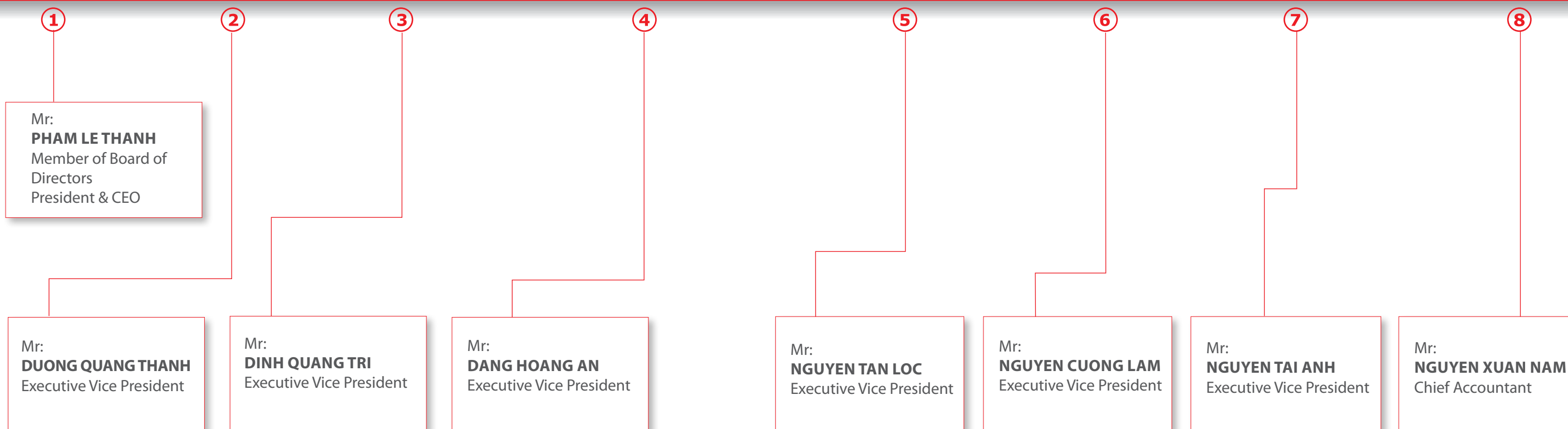


THE MANAGEMENT

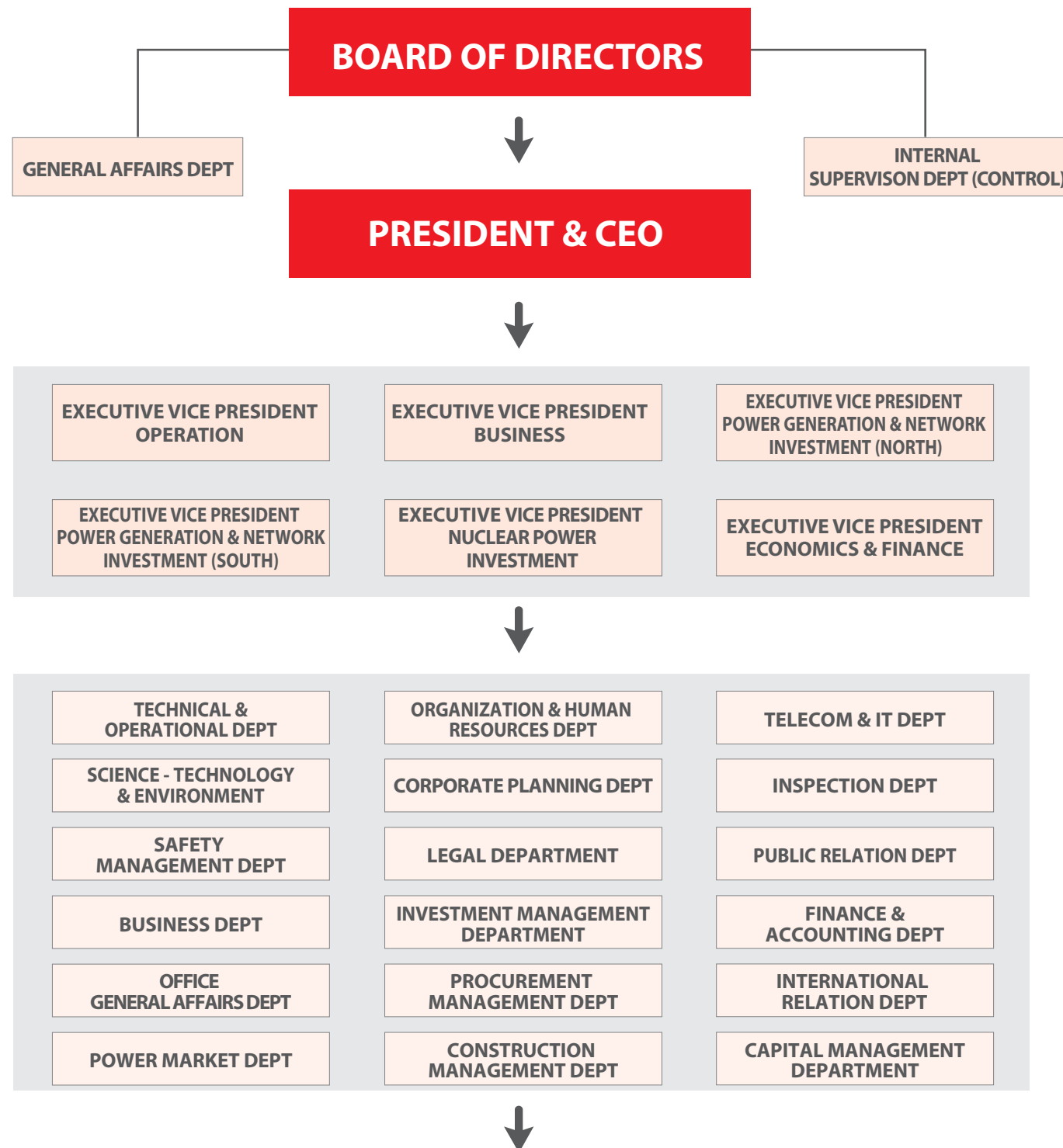
EVN'S BOARD OF DIRECTORS




EVN'S BOARD OF EXECUTIVE DIRECTORS



EVN ORGANIZATION CHART





OVERVIEW OF VIETNAM ELECTRICITY

LINES OF BUSINESS

Business activities of EVN, as defined in the Decree No. 205/2013/ND-CP dated December 6, 2013, issued by the Government, on Charter of Organization and Operation of Vietnam Electricity, which took effect on February 3rd, 2014), include:

A. CORE BUSINESS ACTIVITIES:

- Generation, transmission, distribution and trade of power energy; control and operation of the power generation, transmission, distribution systems and load dispatching within the national power system;
- Export and import of power energy;
- Investment in and management of capital funds of electrical projects;
- Management, operation, repair, maintenance, overhaul, rehabilitation and upgrade of electrical, mechanical, control and automatic equipment used for power generation, transmission and distribution systems, and for power projects; electrical testing.



B. RELATED ACTIVITIES DIRECTLY SUPPORTING EVN'S CORE BUSINESS:

- Export and import of fuels, raw materials and electrical materials and equipment;
- Construction, supervision and equipment installation of power plants, power lines and substations, telecommunication & IT systems; production of construction materials, electrical insulation materials, thermal insulation materials, and labor protective equipment;
- Investment and business in electromechanical areas;
- Consultancy on project management; consultancy on preparation of Feasibility Study; consultancy on bidding, cost estimate preparation and supervision of construction of power plants, power lines and substations, telecommunication & IT projects, industrial and civil projects;
- Financial investment and business in electrical projects, using the funds provided to EVN by the State;
- Human resource training and international cooperation in training activities;
- Automation and control services;
- Business activities inside and outside the country relating to IT services (research, development, implementation, consultancy and training); management of internal information systems.

C. BUSINESS ACTIVITIES USING EVN'S CAPITAL, other than those specified in items A and B, EVN is holding and withdrawing its invested capital in accordance with the substance and the schedule approved by the Prime Minister.

D. FROM TIME TO TIME AND SUBJECT TO BUSINESS SITUATION, EVN may add business activities other than those forbidden by the Law and subject to the approval of State Owner.

Vision

Vietnam Electricity becomes a leading economic group operating in the field of energy in Viet Nam and in the region, and plays a decisive role in ensuring the national energy security.

Mission

To meet customers' power demands with continuously improved quality and services.

Slogan

EVN - Enlightening Trust

Core values

Quality - Trust
 Wholeheartedness - Intelligence
 Collaboration - Sharing
 Innovation - Efficiency

HIGHLIGHTED ACTIVITIES AND EVENTS



1 SUFFICIENT POWER SUPPLY TO THE SOCIO-ECONOMIC DEVELOPMENT

In 2012 and 2013, EVN sufficiently provided power energy to the socio-economic development of the country and the people's lives, thus, contributing to the national economic growth rates of 5.03 % in 2012, and of 5.42 % in 2013.

By the end of 2013, there were a total of 20.899 million customers who signed contracts with distribution companies, an increase of 1.053 million customers as compared to that in the previous year. The total power energy sold in 2013 reached 115.282 TWh, the highest figure so far.

2 IMPLEMENTED INVESTMENT CAPITAL REACHED THE HIGHEST

In 2012, EVN's total value of investment capital reached VND 71,444 billion, an increase of 20.63% as compared to that in 2011, which was equivalent to 7.22% of the total capital investment made by the whole society in the same year.

The year of 2013 witnessed, for the first time, an investment value of VND 104,791 billion, an increase of 46.68% as compared to that in 2012, accounting for 9.6% of the total investment amount in construction made by the whole society in the same year.



3 INAUGURATION OF SON LA HYDROPOWER PLANT

This biggest hydropower plant in the Southeast Asia was inaugurated by EVN on 23 December 2012. This 6-unit power plant with a total capacity of 2,400 MW is operating efficiently, producing an annual average output of 10.2 TWh.

EVN - the project owner and Alstom Group - the supplier of electro-mechanical equipment to the project, were conferred with three awards (the Gold Award for the title of "Fast Track Power Plant of the Year", the award for "Hydro Power Project of the Year", and the award for "Power Utility of the Year") at the 2013 Asian Energy Award Ceremony held by the Asian Energy Magazine in Bangkok, Thailand.



4 RURAL ELECTRIFICATION AND CONNECTION OF THE NATIONAL GRID TO ISLAND DISTRICTS BY SUBMARINE CABLES

By the end of 2013, 100% of districts in the whole country had access to the national power grid or to local power systems; 99.08% of communes and 97.62% of rural households had access to the national grid.

Only in 2013, EVN took over LV power grids at 387 communes and directly sold power energy to 400,792 rural households, which increased the number of EVN's direct rural customers to 13.40/16.225 million households.

Especially, the projects to connect the national grid by submarine cables to island districts of Co To (Quang Ninh province) and Phu Quoc (Kien Giang province) implemented by EVN have made an important contribution to the socio-economic development in rural and mountainous areas and islands, as well as to ensuring the national defense.



6 INNOVATION AND IMPROVEMENT OF CUSTOMER SERVICES



In 2013, EVN adopted the subject "The Year of Business and Customer Services". Accordingly, EVN implemented in parallel the two big tasks as follows:

1. To achieve the targets about business and customer services reflected in four target groups (business, corporate management, reliability of power supply and quality of customer services), and
2. To strengthen and improve operational capabilities of power companies and district power companies.

Also, in 2013, for the first time, EVN and its Power Corporations employed independent consultants to carry out investigations, surveys and evaluations of customers' satisfaction in all cities and provinces across the country.

5 IMPLEMENTATION OF THE RE-STRUCTURING ROADMAP IN COMPLIANCE WITH THE GOVERNMENT'S DIRECTION

In 2012, the Prime Minister approved and established two big projects of high importance to EVN's re-structuring orientation and sustainable development, namely:

- (1) Decision No 854/QD-TTg dated 10 July 2012 on approval of EVN's 5-year Business and Investment Plan (2011-2015)
- (2) Decision No 1782/QD-TTg dated 23 November 2012 on approval of "Project for Restructuring of Vietnam Electricity for the 2012-2015 period".

- **Establishment of three Power Generation Corporations (EVN GENCOs)**

EVN's GENCO 1, 2 and 3 were founded on 1st June 2012 and put into operation on 1st January 2013 as single member limited liability companies under EVN, over which the operating authority, capital, assets and the role of a generation project owner have been handed.

At the end of 2013, EVN had made active efforts to secure partners to transfer the contribution capital and finished a part of capital withdrawal at Global Insurance Joint Stock Company and An Binh Joint Stock Commercial Bank with the total return of VND 288 billion, as well as completed its withdrawal at Vietnam Electricity Investment and Construction Joint Stock Company (EVNIC) with the total returned amount of VND 5 billion.



7 STABLE OPERATION OF THE COMPETITIVE POWER GENERATION MARKET

Sine July 1st 2012, the Viet Nam competitive generation market (VCGM) has been officially put into operation. By the end of 2013, 48 power plants, represented by 35 companies, directly participated in bidding on VCGM with a total installed capacity of 11,929 MW, accounting for 39.2% of the total installed capacity of the whole network; 49 power plants (excluding small hydro-power plants), which did not bid directly, were mobilized by the National Load Dispatch Center with a total installed capacity of nearly 18,502.5 MW, accounting for 60.8% of total installed capacity of the whole network.


Thanks to the implementation of VCGM, the companies have optimized profits as a result of the appropriate bidding strategies on the market, thus contributing to a healthy and fair competition.



8 SAVING OVER 4.4 BIL kWh OF POWER ENERGY

In 2012, the saving amount of power energy all over the country reached 1.67 billion kWh, equivalent to 1.6% of the total energy sales. In 2013, the saving amount of energy by the whole EVN group reached 2,79 billion kWh, equivalent to 2.5% of energy sales, attaining 141% of the saving plan.

The implementation of the energy saving program has helped the Power sector to reduce pressures on capital, and investment schedules of power generation and network projects, to reduce overloads, outages and damages of electric equipment during operation. In addition, the public and corporate awareness about the economic and efficient use of power have been heightened.



9 ACTIVE INVOLVEMENT IN IMPLEMENTING SOCIAL WELFARE POLICIES

EVN continues applying the Government's subsidy program on electricity tariff to poor customers and customers of low income, at VND 993/kWh, or equivalent to 66.28% of the average electricity price (VND1,498/kWh). In 2013, EVN applied this electricity tariff to 1.844 million customers, with the total energy sales to poor customers, customers of low income of 830.12 million kWh.

Following the Resolution No 30a/2008/NQ-CP on the supporting program for the fast-track and sustainable poverty reduction in the 61 poorest districts of 20 provinces, EVN has invested VND 347 billion in infrastructures to supply power to households in three poor districts, namely Phong Tho, Than Uyen and Tan Uyen, of Lai Chau province, thus raising the percentage of local electrified households from 40% up to nearly 80%.

In 2012 – 2013, EVN granted 104 scholarships (VND 10 million per each) to 104 poor pupils who have overcome their difficulties across the country through the "Viet Nam Dream" realistic television program realized by EVN in cooperation with Viet Nam Association for Promoting Education and Viet Nam Television.

At present, EVN is taking care of around 300 Vietnamese Heroine Mothers for the rest of their life.



KEY PERFORMANCE INDICATORS OF 2012 – 2013

115.282 billion kWh

This is the total power sale in 2013, the highest figure so far. The five Power Distribution Corporations taking the leading role in business performances have made their efforts to fulfill and exceed the targets set for the power supply and trading.



Over VND 104,000 billion

In spite of the difficult situation of the national economy, EVN has successfully managed the capital arrangement, completed many power generation and power network projects of high importance, thus increasing the capacity of power supply to the national power network, ensuring the power supply to the South, Ha Noi capital, and key economic areas. And, for the first time, EVN's total investment exceeded VND 100,000 billion in 2013.

2,873 MW

The amount of 2,873 MW was the total capacity of 13 recent power units which EVN had put into operation during the past two years. In 2013, the installed capacity of power plants owned by EVN and of those holding EVN's shares was 18,569 MW, accounting for 60% of the total installed capacity of the whole power system.



Over 4.4 billion kWh

This is the saving amount of power energy across the country in 2012 – 2013. EVN's power companies have coordinated with mass organizations, local authorities at village/hamlet levels, Women Union, Youth League, Fatherland Front, etc. to launch practical campaigns of power saving in communities, and thus, bringing realised economic efficiency to power users.



350 Days and Nights

This is the "God Speed" implementation duration of the project connecting the national grid to Co To Island district, Quang Ninh province, which was commenced on 04 November 2012 and inaugurated on 16 October 2013. It is the first project in the country, which used 220 kV submarine cables (of 23.166 km length) with the modern technologies and applied hydrogen balloons to string 10.2 km of 110 kV overhead lines. This project provides power access to around 1,600 households.




58 km

It is the length of a 110 kV submarine cable route connecting Ha Tien to Phu Quoc, Kien Giang province, the longest submarine cable route in the South East Asia, with a total investment of VND 2,336 billion. This is a large-scale project of group A, which requires complex technologies and is, for the first time, implemented in Vietnam. It was inaugurated on 6th February 2014.



VND 52.5 billion

This is the amount of money contributed by EVN staff to the social welfares in 2013. EVN has also provided allowances to staff and employees having extreme living conditions or suffering natural disasters, and has taken care of Vietnamese Heroine Mothers, and has supported activities relating to sea and island issues as well as social and charity funds at national and local levels.



POWER GENERATION

By the end of 2013 , the total installed generation capacity of the national power system was 30,597 MW with a wide variety, such as hydropower, coal fired and oil fired power, gas turbine, wind power, etc.

The establishment of 3 GENCOs is to gradually re-structure the Power sector and to set up a power market in compliance with the Decision made by the Prime Minister.

At present, GENCOs have been step by step finalizing their organizational structures, and accomplishing their generation plans, and performing the profitable business, implementing a large volume of investments under constraints in capital sources.

It can be stated that EVN is taking the leading role in the development of power generation infrastructures for the national industrialization and modernization.


INSTALLED CAPACITY OF POWER PLANTS IN 2013

No	Power Plant	Number of Units	Installed Capacity (MW)	Owner
A	Total installed capacity		30,597	
I	Under EVN's direct management		6,502	
Hydropower			6,502	
1	Hoa Binh	8x240	1,920	EVN
2	Son La	6x400	2,400	EVN
3	Tuyen Quang	3x114	342	EVN
4	Ialy	4x180	720	EVN
5	Se San 3	2x130	260	EVN
6	Pleikrong	2x50	100	EVN
7	Se San 4	3x120	360	EVN
8	Tri An	4x100	400	EVN
II	EVN GENCO 1		4,505	
a Hydropower			1,965	
1	Ban Ve	2x160	320	EVN GENCO1
2	Song Tranh 2	2x95	190	EVN GENCO1
3	Dai Ninh	2x150	300	EVN GENCO1
4	Dong Nai 3	2x90	180	EVN GENCO1
5	Dong Nai 4	2x170	340	EVN GENCO1
6	Da Nhim	4x40	160	Joint Stocks Co. with EVNGENCO1's shares
7	Ham Thuan	2x150	300	Joint Stocks Co. with EVN GENCO1's shares
8	Da Mi	2x87.5	175	Joint Stocks Co. with EVN GENCO1's shares
b Coal-fired power			2,540	
1	Uong Bi	2x55	110	EVN GENCO1
2	Uong Bi (extension)	300	300	EVN GENCO1
3	Uong Bi (extension 2)	330	330	EVN GENCO1
4	Quang Ninh 1	2x300	600	Joint Stocks Co. with EVN GENCO1's shares
5	Quang Ninh 2	2x300	600	Joint Stocks Co. with EVN GENCO1's shares
6	Nghi Son 1	2x300	600	EVN GENCO1
III	EVN GENCO 2		3,549	
a Hydropower			817	
1	Quang Tri	2x32	64	EVN GENCO2
2	Song Ba Ha	2x110	220	EVN GENCO2
3	An Khe - Kanak	2x80+2x6.5	173	EVN GENCO2
4	A Vuong	2x105	210	Joint Stocks Co. with EVN GENCO2's shares
5	Thac Mo	2x75	150	Joint Stocks Co. with EVN GENCO2's shares
b Coal-fired power			1,940	
1	Pha Lai 1	4x110	440	Joint Stocks Co. with EVN GENCO2's shares

No	Power Plant	Number of Units	Installed Capacity (MW)	Owner
2	Pha Lai 2	2x300	600	Joint Stocks Co. with EVNGENCO2's shares
3	Hai Phong 1	2x300	600	Joint Stocks Co. with EVN GENCO2's shares
4	Hai Phong 2	1x300	300	Joint Stocks Co. with EVN GENCO2's shares
c FO-fired Thermal Power			528	
1	Thu Duc	2x66+1x33	165	EVN GENCO2
2	Can Tho	1x33	33	EVN GENCO2
3	O Mon 1.1	1x330	330	EVN GENCO2
d DO-fired Gas turbine			264	
1	Thu Duc	23.5+15+2x37.5	114	EVN GENCO2
2	Can Tho	4x37.5	150	EVN GENCO2
IV	EVN GENCO 3		4,013	
a Hydropower			1,062	
1	Ban Chat	2x110	220	EVN GENCO3
2	Buon Kuop	2x140	280	EVN GENCO3
3	Buon Tua Srah	2x43	86	EVN GENCO3
4	Srepok 3	2x110	220	EVN GENCO3
5	Thac Ba	3x40	120	Joint Stocks Co. with EVN GENCO3's shares
6	Vinh Son	2x33	66	Joint Stocks Co. with EVN GENCO3's shares
7	Song Hinh	2x35	70	Joint Stocks Co. with EVN GENCO3's shares
b Coal-fired power			100	
1	Ninh Binh	4x25	100	Joint Stocks Co. with EVN GENCO3's shares
c Gas turbine			2,851	
1	Phu My 2.1	2x144+164+2x138+168	896	EVN GENCO3
2	Phu My 1	3x239+391	1,108	EVN GENCO3
3	Phu My 4	2x145+168	458	EVN GENCO3
4	Ba Ria	2x23.4+6x37.5+58+59	389	Joint Stocks Co. with EVN GENCO3's shares
B	OTHER INVESTOR		12,028	
I Hydropower (≥ 30 MW)			2,990	
1	Cua Dat	2x48.5	97	Domestic investor
2	Nam Chien 2	2x16	32	Domestic investor
3	Thai An	2x41	82	Domestic investor
4	Su Pan	3x11.5	35	Domestic investor
5	Huong Son	2x16.5	33	Domestic investor
6	A Luoi	2x85	170	Domestic investor
7	Bac Ha	2x45	90	Domestic investor
8	Nho Que 3	2x55	110	Domestic investor
9	Ba Thuoc	40+80	80	Domestic investor
10	Muong Hum	32	32	Domestic investor
11	Chiem Hoa	3x16	48	Domestic investor

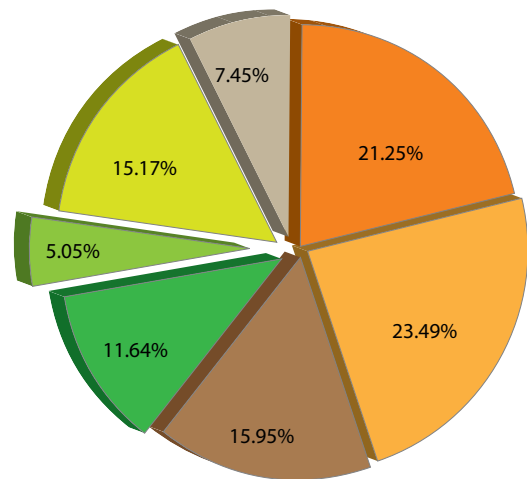
No	Power Plant	Number of Units	Installed Capacity (MW)	Owner
12	Ta Co (Nam Cong 2)	30	30	Domestic investor
13	Nam Phang	2x18	36	Domestic investor
14	Nam Chien 1	2x100	200	Domestic investor
15	Khe Bo	2x50	100	Domestic investor
16	Hua Na	2x90	180	Petro VN
17	Ta Thang	2x30	60	Domestic investor
18	Van Chan	3x19	57	Domestic investor
19	Sesan 3A	2x54	108	Domestic investor
20	Song Con 2	3x20+3	63	Domestic investor
21	Srepok 4	2x40	80	Domestic investor
22	Krong H'ngang	2x32	64	Domestic investor
23	Huong Dien	3x27	81	Domestic investor
24	Bac Binh	2x16.5	33	Domestic investor
25	Binh Dien	2x22	44	Domestic investor
26	Za Hung	2x15	30	Domestic investor
27	Dak Psi 4	3x10	30	Domestic investor
28	Se San 4A	3x21	63	Domestic investor
29	Dak R'tih	2x41+2x31	144	Domestic investor
30	Dak Mi 4	2x74+2x21	190	Domestic investor
31	Song Bung 5	2x28,5	57	Domestic investor
32	Song Bung 4A	2x24,5	49	Domestic investor
33	Srepok 4A	1x32	32	Domestic investor
34	Can Don	2x38,8	78	Domestic investor
35	Srokphumieng	2x25,5	51	Domestic investor
36	Da Dang	2x17	34	Domestic investor
37	Dam Bri	1x37,5	37,5	Domestic investor
38	Xekaman 3 (Laos)	2x125	250	Domestic investor
II	Small Hydropower (<30MW)		1,589	
1	Small Hydropower in the North		820	Domestic investor
2	Small Hydropower in the Central		657	Domestic investor
3	Small Hydropower in the South		112	Domestic investor
III	Coal - fired power		2,478	
1	Na Duong	2x55	110	VN Coal & Mineral Co.
2	Cao Ngan	2x57,5	115	VN Coal & Mineral Co.
3	Son Dong	2x110	220	VN Coal & Mineral Co.
4	Cam Pha I	1x330	330	VN Coal & Mineral Co.
5	Cam Pha II	1x330	330	VN Coal & Mineral Co.
6	Mao Khe	2x220	440	VN Coal & Mineral Co.
7	Vung Ang 1	1x623	623	Petro VN
8	Formosa	2x155	310	Foreign investor
IV	Oil fired Power		522	
1	Amata	2x6,5	13	Foreign investor
2	Hiep Phuoc	3x125	375	Foreign investor
3	Dung Quat Oil Filter	104	104	Domestic investor
4	Bauxite Aluminum Manufactory	30	30	Domestic investor

No	Power Plant	Number of Units	Installed Capacity (MW)	Owner
V	Gas - turbine, Gas Thermal Power		4,316	
1	Phu My 3		733	Foreign investor
2	Phu My 2.2		733	Foreign investor
3	Ca Mau 1		771	Petro VN
4	Ca Mau 2		771	Petro VN
5	Nhon Trach 1		465	Petro VN
6	Nhon Trach 2		750	Petro VN
7	Vedan		72	Foreign investor
8	Dam Phu My		21	Foreign investor
VI	Wind power and others		133	
1	Tuy Phong	20x1,5	30	Domestic investor
2	Phu Qui	3x2	6	Domestic investor
3	Bac Lieu	10x1,6	16	Domestic investor
4	Gia Lai Sugar	12	12	Domestic investor
5	Ayun Pa Sugar	19,5	20	Domestic investor
6	Ninh Hoa Bagasses	8,3	8	Domestic investor
7	Cam Ranh Bagasses	11,2	11	Domestic investor
8	Soc Trang Sugar	6	6	Domestic investor
9	Bourbon	2x12	24	Foreign investor



POWER GENERATION BY OWNERSHIP IN 2013

Total installed capacity: **30,597 MW**



Owner	Installed capacity (MW)	Percentage (%)
EVN	6,502	21.25
EVNGENCO	7,187	23.49
Joint Stocks Co. with EVN-GENCO's shares	4,880	15.95
Petro VN	3,560	11.64
VN Coal & Mineral Co.	1,545	5.05
Domestic Investor	4,642	15.17
Foreign investor	2,281	7.45
Total	30,597	100.00

■ EVN ■ Joint Stocks Co. with EVNGENCO's shares ■ Petro VN ■ Domestic Investor
■ EVNGENCO ■ VN Coal & Mineral Co. ■ Foreign investor

SUBSIDIARIES UNDER GENCO 1

Dependent-Accounting subsidiaries:

- Dai Ninh Hydropower Co.
- Ban Ve Hydropower Co.
- Song Tranh Hydropower Co.
- Dong Nai Hydropower Co.
- Thermal power Project Management Units No 2
- Thermal power Project Management Units No 3
- Hydropower Management Unit No 2
- Hydropower Management Unit No 3
- Hydropower Management Unit No 6

Subsidiaries having over 50% of charter capital held by GENCO 1:

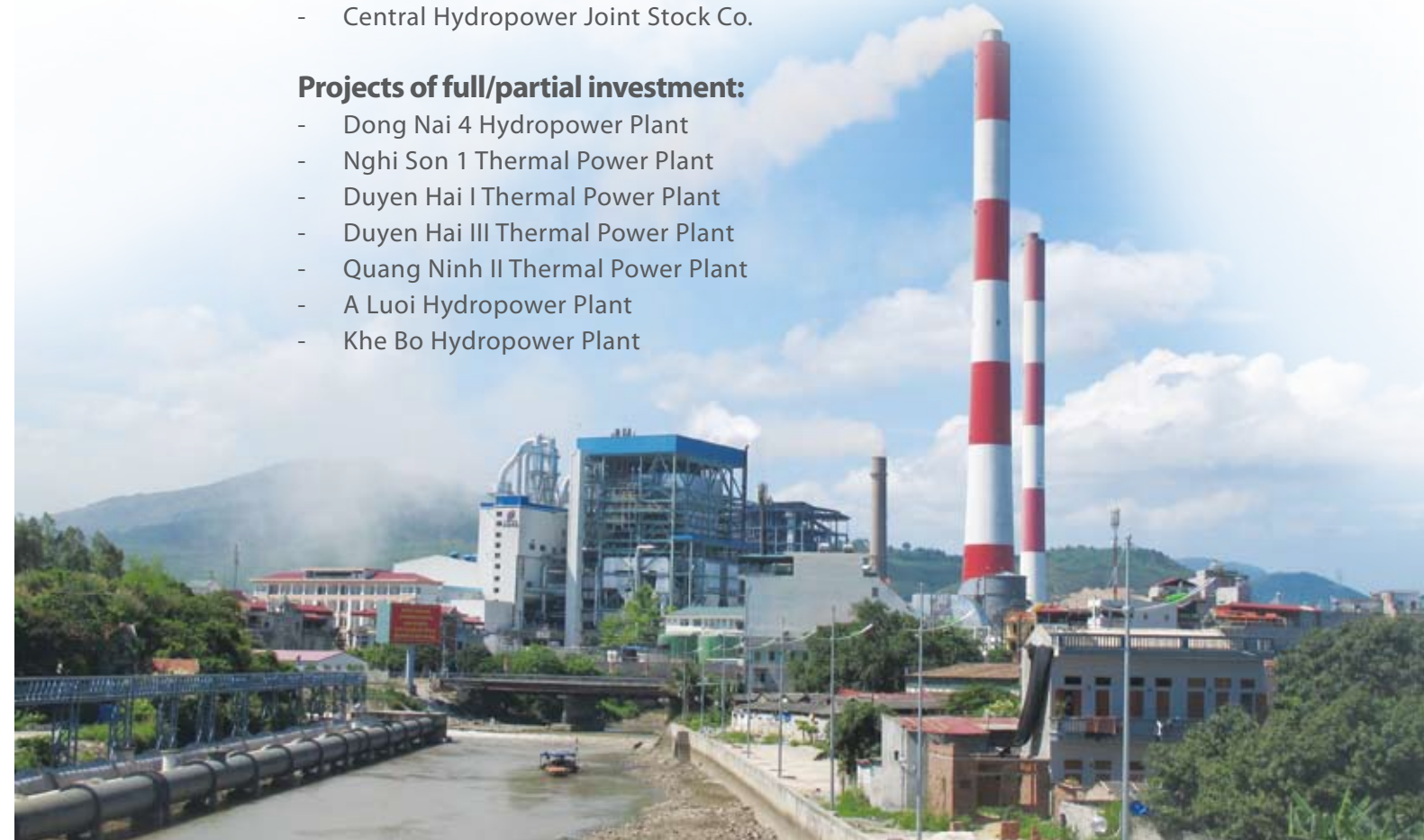
- Da Nhim - Ham Thuan - Da Mi Hydropower Joint Stock Co.

Affiliates:

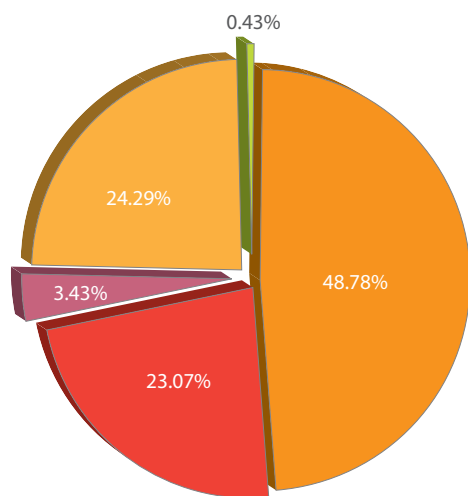
- Quang Ninh Thermal Power Joint Stock Co.
- Power Development Joint Stock Co.
- EVN International Joint Stock Co.
- Central Hydropower Joint Stock Co.

Projects of full/partial investment:

- Dong Nai 4 Hydropower Plant
- Nghi Son 1 Thermal Power Plant
- Duyen Hai I Thermal Power Plant
- Duyen Hai III Thermal Power Plant
- Quang Ninh II Thermal Power Plant
- A Luoi Hydropower Plant
- Khe Bo Hydropower Plant



POWER GENERATION BY INSTALLED CAPACITY IN 2013



Type of Generation	Installed capacity (MW)	Percentage (%)
Hydropower	14,925	48.78
Coal fired power	7,058	23.07
FO fired Power	1,050	3.43
Gas turbine, DO and Gas Thermal Power	7,431	24.29
Wind power and others	133	0.43
Total	30,597	100.00

■ Hydropower ■ FO fired Power ■ Wind power and others
■ Coal fired power ■ Gas turbine, DO and Gas Thermal Power

SUBSIDIARIES UNDER GENCO 2

Dependent Accounting subsidiaries:


- Quang Tri Hydropower Co.
- An Khe - Kanak Hydropower Co.
- Song Bung 2 Hydropower Project Management Unit
- Song Bung 4 Hydropower Project Management Unit
- Hydropower Project Management Unit No. 7
- O Mon Power Center Project Management Unit

Other Subsidiaries:

- Thu Duc Thermal Power Single Member LLC
- Trung Son Hydropower Single member Co. Ltd
- Pha Lai Thermal Power Joint Stock Co.
- Thac Mo Hydropower Joint Stock Co.
- Hai Phong Thermal Power Joint Stock Co.
- Song Ba Ha Hydropower Joint Stock Co.
- A Vuong Hydropower Joint Stock Co.

Projects of full/partial investment:

- Hai Phong 2 Thermal Power Plant
- Song Bung 2 Hydropower Plant
- Trung Sơn Hydropower Plant
- Song Bung 4 Hydropower Plant
- O Mon 1 Thermal Power Plant - Unit 2, O Mon 3, 4
- Thac Mo Hydropower Plant Expansion Project



SUBSIDIARIES UNDER GENCO 3

Dependent Accounting subsidiaries:

- Buon Kuop Hydropower Co.
- Huoi Quang - Ban Chat Hydropower Co.
- Vinh Tan Thermal Power Co.
- Hydropower Management Unit No.1
- Vinh Tan Thermal power Project Management Board
- Thermal power Project Management Unit 1
- Thai Binh Thermal Power Project Management Unit

Subsidiaries having over 50% of charter capital held by GENCO 3:

- Ba Ria Thermal Power Joint Stock Co.
- Ninh Binh Thermal Power Joint Stock Co.

Affiliates having less than 50% charter capital held by GENCO 3:

- Thac Ba Hydropower Joint Stock Co.
- Vinh Son-Song Hinh Hydropower Joint Stock Co.
- Se San 3A Power Investment & Development Joint Stock Co.
- Nhon Trach 2 Power Oil Gas Joint Stock Co.
- Viet-Laos Power Joint Stock Co.
- Alstom PMTP Power Service LLC

Projects of full/partial investment:

- Huoi Quang Hydropower Plant
- Vinh Tan 4 Thermal Power Plant
- Mong Duong 1 Thermal Power Plant
- Thai Binh Thermal Power Plant
- Vinh Tan II Thermal Power Plant
- Upper Kon Tum Hydropower Plant
- Sekaman 3 Hydropower Plant
- Sekaman 1 Hydropower Plant





POWER TRANSMISSION AND DISTRIBUTION GRID

In 2013, the 500/220 kV power transmission system was already extended to cover 61 out of 63 provinces and cities and to meet the demand for the local socio-economic development and the people's lives. There were twenty 500 kV substations and seventy-five 220 kV substations with a total transformer capacity of 46,576 MVA, and 17,366 km of 220-500 kV transmission lines. The amount of transmitted energy in 2013 reached 111.86 TWh, an increase of 8% as compared to 2012 and thus, contributing to EVN's successes.

At present, 57 provinces and cities across the country have 500 kV and 220 kV substations. Technologies about transmission lines of multi-circuits, multi-voltages, 220 kV HV underground cables, 220 kV GIS stations, 500 kV series capacitors, computerized integrated control systems and advanced technologies about power transmission in the world have been applied to the power transmission network in Viet Nam.

POWER TRANSMISSION AND DISTRIBUTION ASSETS

1. Power transmission assets under National Power Transmission Corporation (EVN NPT) management

	500 kV	220 kV	110 kV
Length of lines (circuit-km)	5,534	11,832	48
Total number of transformers (unit)	36	149	61
Total capacity of transformers (MVA)	19,350	27,226	3,133

2. Northern Power Corporation (EVN NPC)

	110 kV	Up to 35 kV
Length of lines (circuit-km)	6,852	168,055
Total number of transformers (unit)	302	36,474
Total capacity of transformers (MVA)	10,510	9,218

3. Central Power Corporation (EVN CPC)

	110 kV	Up to 35 kV
Length of lines (circuit-km)	3,136	52,611
Total number of transformers (unit)	132	20,074
Total capacity of transformers (MVA)	3,766	4,347

4. Southern Power Corporation (EVN SPC)

	110 kV	Up to 35 kV
Length of lines (circuit-km)	4,106	134,863
Total number of transformers (unit)	238	174,171
Total capacity of transformers (MVA)	9,723	21,347



5. Hanoi Power Corporation (EVN HANOI)

	110 kV	Up to 35 kV
Length of lines (circuit-km)	698	30,995
Total number of transformers (unit)	66	9,349
Total capacity of transformers (MVA)	3,418	4,398

6. Ho Chi Minh City Power Corporation (EVN HCMC)

	220 kV	110 kV	Up to 35 kV
Length of lines (circuit-km)	7	634	15,793
Total number of transformers (unit)	5	87	22,259
Total capacity of transformers (MVA)	1,250	4,871	4,206



MEETING POWER DEMAND

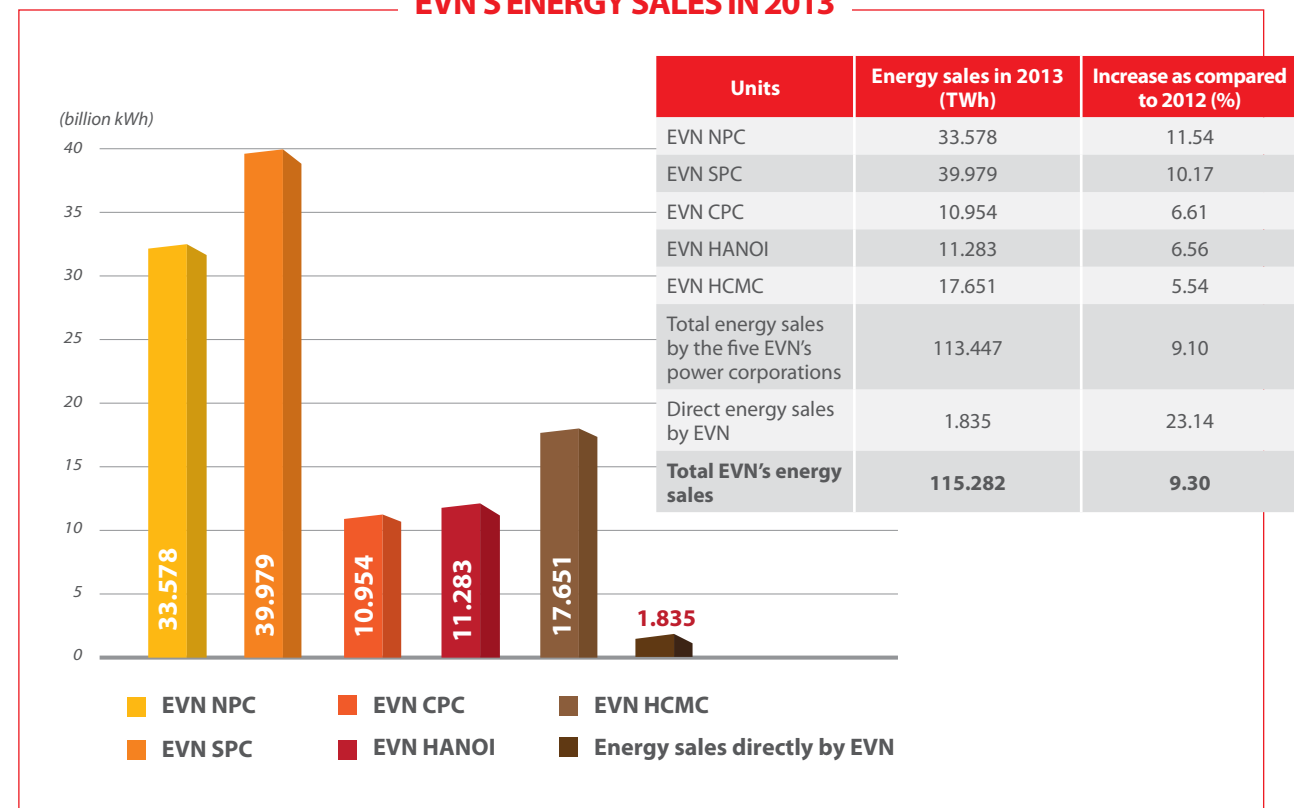
In late 2012 and early 2013, the hydrological conditions were not favourable, with prolonged drought in Central Viet Nam and the West Highland, especially during the peak months of dry seasons. However, EVN still ensured the power supply to the socio-economic development of the country and the people's lives, as well as to neighbouring countries, namely Laos and Cambodia.

In 2013, the produced and purchased amount of electricity reached 127.73 TWh, an increase of 8.38% as compared to that in 2012; in which the power energy produced by EVN was 56.354 TWh that exceeded the planned target. Energy sales of the whole EVN Group amounted to 115.282 TWh, an increase of 9.3% as compared to that in 2012. EVN has been always taking an active role in conducting activities for public interests. For instance, at the end of 2013, more than 99.08% the country's communes, and 97.62% of rural households had access to the national power grid.

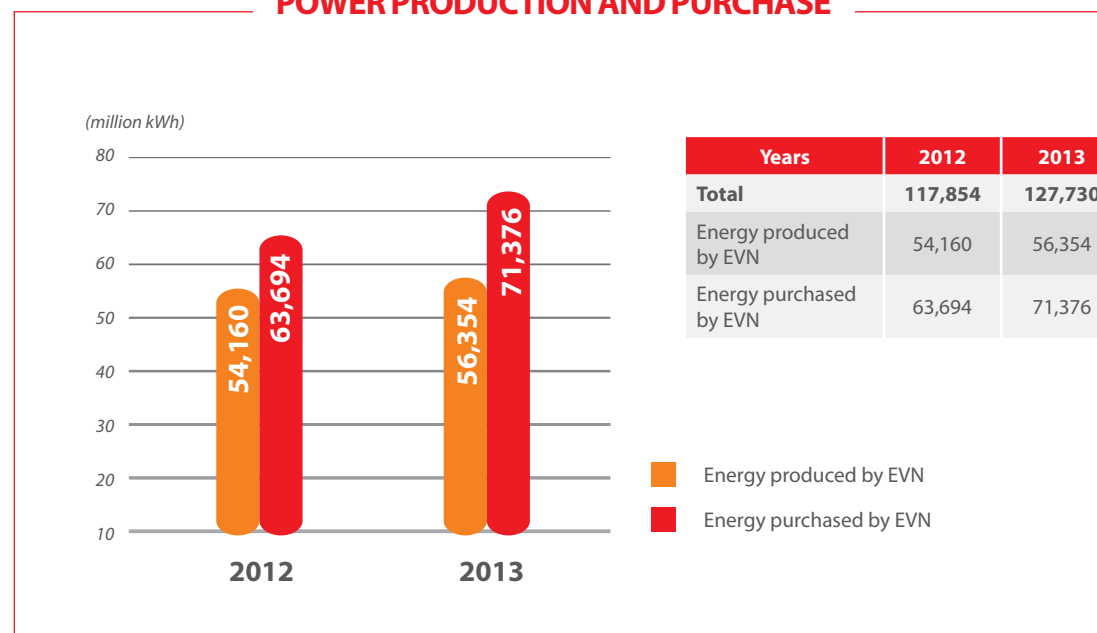
Also, in 2013, EVN saved 2.79 TWh, equivalent to 2.5% of EVN's power sales, thus reducing the energy intensity of GDP (the energy elasticity was 1.69 in 2013).



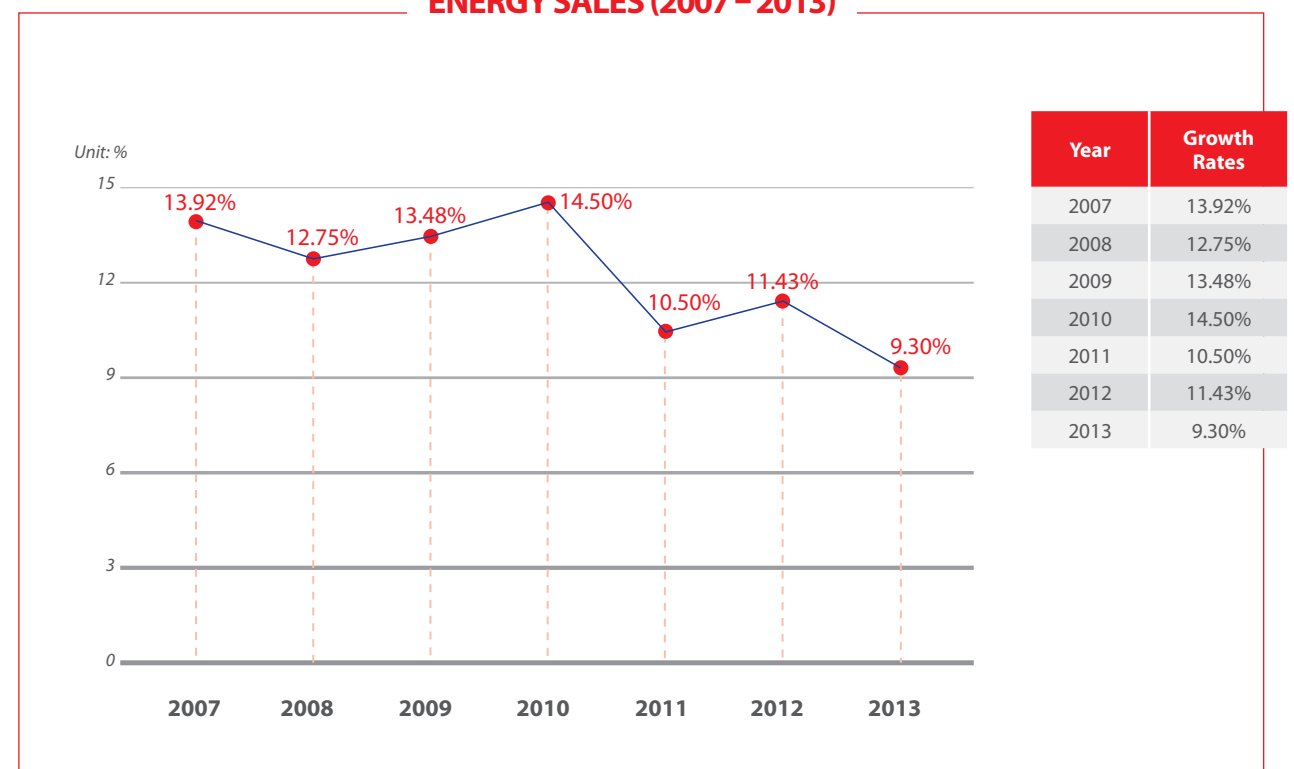
EVN'S ENERGY SALES IN 2013



POWER PRODUCTION AND PURCHASE

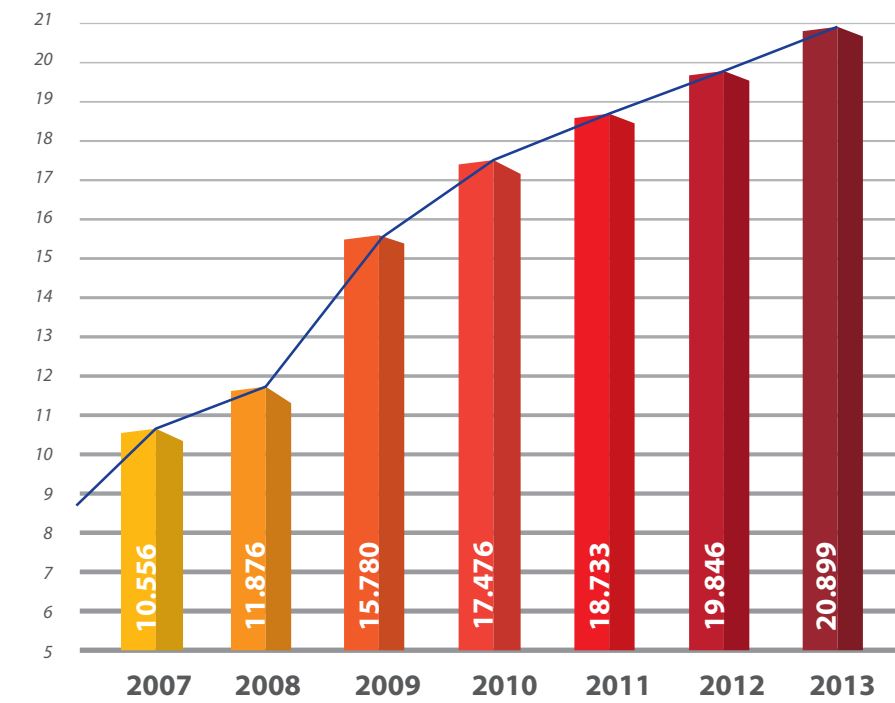


ENERGY SALES (2007 - 2013)



NUMBER OF CUSTOMERS (2007 – 2013)

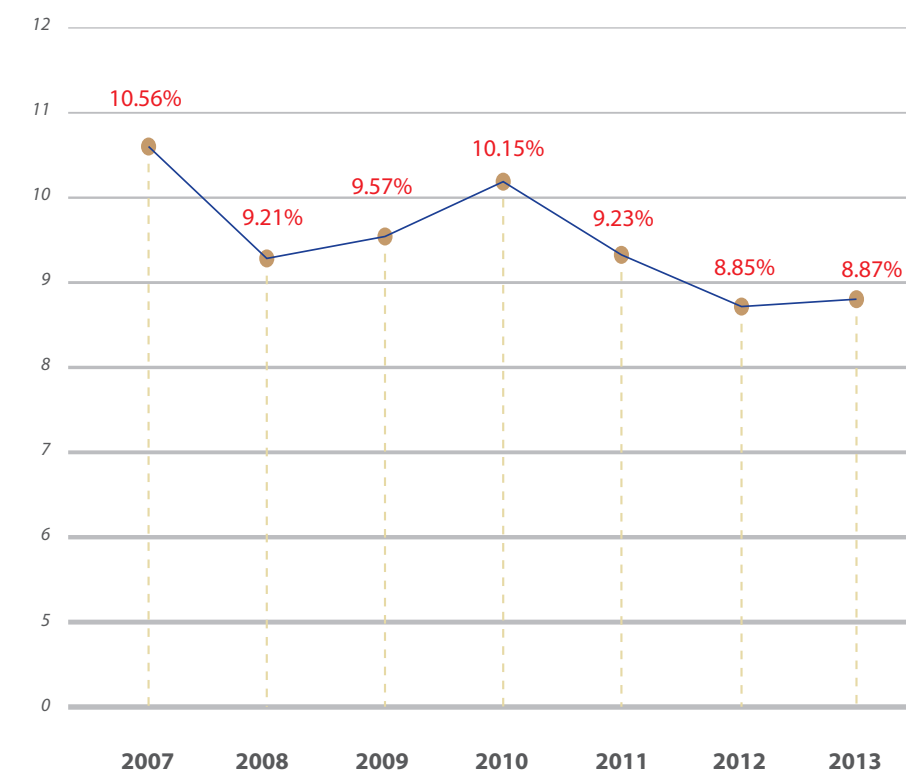
(million customers)



Year	Number of Customers (million)	Growth Rates in Customers (%)
2007	10.556	
2008	11.876	12.5
2009	15.780	32.9
2010	17.476	10.7
2011	18.733	7.2
2012	19.846	5.9
2013	20.899	5.3

TRANSMISSION & DISTRIBUTION LOSSES (2007 – 2013)

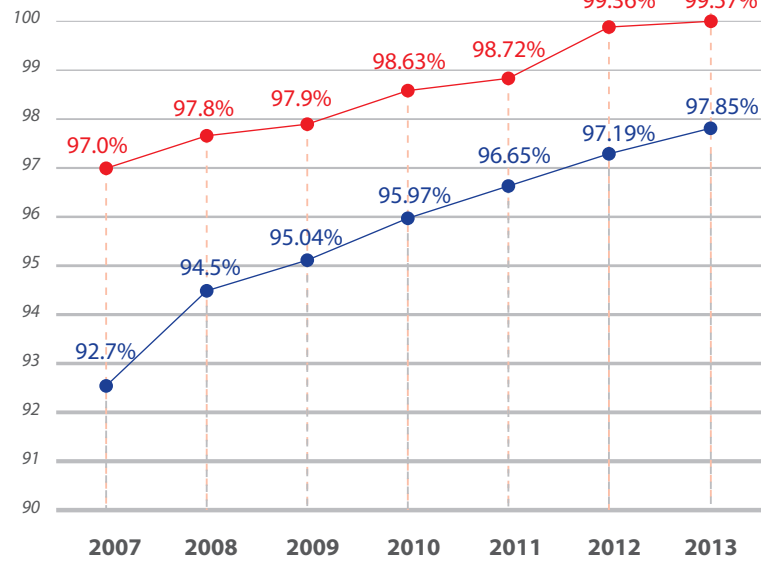
(%)



Year	Loss rate (%)
2007	10.56%
2008	9.21%
2009	9.57%
2010	10.15%
2011	9.23%
2012	8.85%
2013	8.87%

RURAL ELECTRIFICATION (2007 – 2013)

(%)



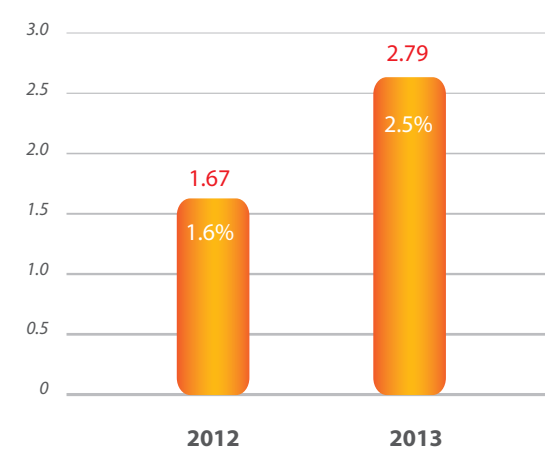
Year	Communes (%)	Rural Households (%)
2007	97.0%	92.7%
2008	97.8%	94.5%
2009	97.90%	95.04%
2010	98.63%	95.97%
2011	98.72%	96.65%
2012	99.36%	97.19%
2013	99.57%	97.85%

 Communes electrified

 Rural Households electrified

SAVING IN POWER ENERGY (2012 – 2013)


Billion kWh



Year	Saving amount (TWh)	Compared to power sales (%)
2012	1.67	1.6%
2013	2.79	2.5%

In 2012, power energy savings reached 1.67 TWh, equivalent to 1.6% of the total energy sales.

In 2013, power energy savings totalled 2.79 TWh, equivalent to 2.5% of the total energy sales.



INVESTMENT - CONSTRUCTION

The year 2013 was acknowledged as a successful year in EVN's investment activities. Despite numerous difficulties and depression of the national economy, still, EVN impressively accomplished a huge number of investments in power generation and network projects, which is much higher than that in 2012.

The schedules of key and urgent projects were ensured, thus, enhancing the capacity of the national power network. The total investment reached VND 104,791 billion, increasing by 46.68% in comparison with that in 2012 and equivalent to 9.6% of the total investment done by the whole society in 2013. The net value of investments was VND 80,994 billion; including VND 51,685 billion for generation projects and VND 28,868 billion for power grid projects.

Following the annual and mid-term investment plans (for 2011 – 2015 period), EVN and its subsidiaries have made structural adjustments and appropriate allocation of the investment capital, with the priorities given to projects of high importance and urgency. Besides, the design and quality of these projects were ensured and their commissioning procedures was strictly followed to promptly put such projects into services and optimise the investment efficiency.

Relating to the capital arrangement, the leaders of EVN and its subsidiaries have focused on measures to address difficulties, including active cooperation with big commercial banks on financial plans and disbursement plans by project, preparation of the list of generation and power grid projects of high importance and urgency to be submitted to the Prime Minister for approval on the special funding scheme; promotion of engagement of foreign banks and international financial institutions in funding electrical projects; preparation of appropriate borrowing applications and promptly meeting procedures and requirements imposed by lender, etc.

As a result, in 2013, EVN and its subsidiaries signed loan agreements of about VND 58,000 billion. The total loan amount from foreign funds was USD 1,17 billion (including ODA loans and concessional loans made by multi-lateral and bi-lateral international financial institutions). Therefore, financial funds required for key generation and power grid projects were successfully arranged, thus, ensuring their planned schedules of construction and operation.

SUMMARY OF INVESTMENTS MADE IN 2013:

- By the whole EVN Group: VND 104,791 billion (an increase of 46.68% as compared to 2012), and equivalent to 9.6% of the total investment done by the whole society in 2013.
- Payment of the loan principals and interests: VND 23,239 billion
- Net investment: VND 80,994 billion, including:
 - + Power generation: VND 51,685 billion
 - + Power grid: VND 28,868 billion



THE INVESTED PROJECTS IN 2013

GENERATION PROJECTS UNDER DEVELOPMENT

No	List of Items	Province	Capacity (MW)
I Projects completed in 2013			
1	Ban Chat HPP	Lai Chau	2 x 110
2	Nghi Sơn 1 TPP	Thanh Hoa	2 x 300
3	Hai Phong 2 TPP Unit 1	Hai Phong	1 x 300
4	Quang Ninh 2 TPP Unit 2	Quang Ninh	1 x 300
II Newly started projects			
1	Duyen Hai Power Center Sea Port	Tra Vinh	
III Projects under construction			
1	Lai Chau HPP	Lai Chau	3 x 400
2	Duyen Hai 1 TPP	Tra Vinh	2 x 600
3	Duyen Hai 3 TPP	Tra Vinh	2 x 600
4	O Mon 1 TPP Unit 2	Can Tho	1 x 330
5	Song Bung 2 HPP	Quang Nam	2 x 50
6	Song Bung 4 HPP	Quang Nam	2 x 78
7	Trung Son HPP	Thanh Hoa	4 x 65
8	Hai Phong 2 TPP Unit 2	Hai Phong	300
9	Vinh Tan 2 TPP	Binh Thuan	2 x 600
10	Mong Duong 1 TPP	Quang Ninh	2 x 500
11	Huoi Quang HPP	Son La	2 x 260
IV Projects in preparation for investment			
1	Ninh Thuan 1 NPP	Ninh Thuan	2 x 1000
2	Ninh Thuận 2 NPP	Ninh Thuan	2 x 1000
3	Thai Binh TPP	Thai Binh	2 x 300
4	Vinh Tan 4 TPP	Binh Thuan	2 x 600
5	Bac Ai Storage Pumped-Storage HPP	Ninh Thuan	4 x 300
6	Moc Chau Pumped-Storage HPP	Son La	3 x 300
7	Don Duong Pumped-Storage HPP	Lam Dong	4 x 300
8	Duyen Hai 3 TPP (extension)	Tra Vinh	1 x 600
9	Da Nhim HPP (extension)	Lam Dong	80
10	O Mon III TPP	Can Tho	750
11	O Mon IV TPP	Can Tho	750
12	Thac Mo HPP (extension)	Binh Phuoc	75

POWER GRID PROJECTS UNDER DEVELOPMENT

No	List of Items	Province	Scale	
			Length (km)	Capacity (MVA)
I Projects completed				
1	500 kV O Mon Substation (AT2) (full scheme)	Can Tho		
2	500 kV Song May Substation	Dong Nai	2 x 12 + 2 x 11	600 + 250
3	Installation of shunt reactors on 500 kV network			128
4	Replacement of 500 kV transformers (AT1, AT2) at Phu Lam Substation	HCM City		2 x 450 → 2 x 900
5	500 kV Phu My - Song May transmission line	Ba Ria Vung Tau - Dong Nai	2 x 66	
6	500 kV Song May – Tan Dinh transmission line	Dong Nai - Binh Duong	2 x 41	
7	Upgrade of series capacitor bank for 500 kV Pleiku - Phu Lam transmission line	Dak Lak, Lam Dong, HCM City	2000 A	
8	500 kV Vinh Tan - Song May transmission line (Phase 1)	Binh Thuan - Dong Nai	2 x 88,43	
9	Upgrade of series capacitor bank for 500 kV Da Nang - Ha Tinh transmission line	Da Nang	2000 A	
10	500 kV Vinh Tan Substation	Binh Thuan		2 x 600
11	AT2 at 500 kV Quang Ninh Substation (Phase 2)	Quang Ninh		
12	Upgrade of series capacitor for 500 kV Nho Quan - Ha Tinh transmission line	Ha Tinh	1000A & 2000A	
II Newly started projects				
1	500 kV Song May Substation (2nd transformer) & 500 kV connection bays	Dong Nai		600+250
2	Upgrade of series capacitor for 500 kV Nho Quan - Ha Tinh transmission line	Ha Tinh		
3	500/220 kV Duyen Hai Power Center Substation	Tra Vinh		450
4	500/220 kV Bac Ninh 2 - Pho Noi transmission line	Bac Ninh, Hung Yen	1,939 + 2 x 1,046 + 3 x 24,032 + 4 x 3,11	
5	500 kV Thanh My Substation & branches (Phase 2)	Quang Nam	2 x 8,94	2 x 450
6	500 kV Vung Ang - tie-off Ha Tinh - Da Nang transmission line (1st circuit)	Ha Tinh	2 x 17,02	
7	500 kV Son La - Lai Chau transmission line and expansion of 500 kV Son La Substation	Son La, Dien Bien, Lai Chau	2 x 158,5	
8	500 kV My Tho Substation	Tien Giang	2 x 1,55 + 2 x 0,34 + 4 x 1,88 + 2 x 0,314	900
III Projects from the previous year				
1	Cau Bong (Hoc Mon) Substation & Connections	HCM City		900+250
2	500 kV Quang Ninh - Mong Duong transmission line	Quang Ninh	2 x 25	
3	Quang Ninh - Hiep Hoa transmission line	Quang Ninh, Hai Duong, Bac Giang	2 x 139,1	
4	Pleiku - My Phuoc - Cau Bong transmission line	Gia Lai, Dak Lak, Dak Nong, Binh Duong, Binh Phuoc, HCM City	2 x 437	
5	Phu Lam - O Mon transmission line (Long An - Phu Lam section)	HCM City - Long An	1&3 x 33,5	

No	List of Items	Province	Scale	
			Length (km)	Capacity (MVA)
6	Vinh Tan - Song May transmission line (Phase 2)	Binh Thuan - Dong Nai	2 x 237,53	
IV Projects in preparation for investment				
1	500 kV Dong Anh Substation	Ha Noi	2 x 1,675	900
2	500 kV West Ha Noi Substation	Ha Noi		900
3	Expansion of Doc Soi Substation (AT2)	Quang Ngai		
4	Tan Uyen (North Thu Duc) Substation	HCM City		2 x 900+3 x 250
5	500 kV transmission line connecting Thang Long TPP	Quang Ninh	2 x 4,039	
6	Long Phu TPP (Soc Trang) - O Mon transmission line	Soc Trang - Can Tho	2 x 85,2	
7	Duyen Hai Power Center (Tra Vinh) - My Tho transmission line	Tra Vinh - Tien Giang	2 x 112,94	
8	Vinh Tan - tie-off Song May - tie-off Tan Uyen transmission line	Binh Thuan - Dong Nai	2 x 243	
9	Song May - Tan Uyen (North Thu Duc) transmission line	Dong Nai – HCM City	2&4 x 23,33	
10	Viet Tri Substation and connections	Phu Tho	1 x 2	450
11	My Phuoc Substation and 220 kV-110 kV connection downstream	Dong Nai		2 x 450
12	Expansion of feeders at 500 kV Quang Ninh Substation and 500 kV Hiep Hoa Substation	Quang Ninh, Bac Giang	1 x 0,246	MR NL
13	500 kV Pleiku-2 Substation	Gia Lai		
14	500 kV Binh Duong-1 Substation	Binh Duong		
15	500 kV Thot Not Substation	Can Tho		600 + 900
16	500 kV Duc Hoa Substation	Long An		2 x 900
17	500 kV Cu Chi Substation	HCM City		
18	Capacity upgrade of 500 transformer at 500 kV Thuong Tin Substation	Thuong Tin		450 → 900
19	500/220 kV Hiep Hoa - Dong Anh - Bac Ninh 2 transmission line	Bac Giang, Ha Noi, Bac Ninh	1 x 42,3 + 2 x 1,7 + 2 x 4,0	
20	500 kV Nho Quan - Thuong Tin (2nd circuit) transmission line	Ha Noi, Ninh Binh	1 x 75	
21	500 kV West Ha Noi - Thuong Tin transmission line	Ha Noi	2 x 24	
22	500 kV Van Phong - Vinh Tan transmission line	Nha Trang		
23	500 kV transmission line connecting Nghi Son 2 TPP to National Power System	Thanh Hoa		
24	O Mon - Thot Not transmission line	Can Tho		
25	Thot Not - Duc Hoa transmission line	Can Tho - Long An		
26	500 kV My Tho - Duc Hoa transmission line	Tien Giang - Long An		
27	500 kV Song Hau - My Tho transmission line	Tien Giang		
28	500 kV My Phuoc - Duc Hoa transmission line	Binh Duong - Long An		
29	Kien Luong - Cu Chi transmission line	Kien Giang – HCM City		
30	Kien Luong - Thot Not transmission line	Rach Gia - Can Tho		



POWER MARKET

Viet Nam power market has been established to gradually drive the Power sector into the market mechanism, increase the transparency and competitiveness while maintaining sustainable development of the power sector to meet the power demand for the economy and the political-social needs of the country.

The Prime Minister issued on 8 November 2013 the Decision No 63/2013/QĐ-TTg, as a replacement of the Decision No 26/2006/QĐ-TTg dated 26 January 2006, regulating the roadmap, conditions and structure of the power sector for the establishment and development of different stages of the Viet Nam power market. According to this new decision, a competitive retail power market will be fully functional since 2023.

At present, the power market in Viet Nam is at stage 1 – the competitive generation market.

After more than one year of official operation since July 1st 2012, the Viet Nam competitive power generation market (hereinafter abbreviated as VCGM) has gradually been stabilised and has gained some initial successes. The number of power plants directly bidding on the market has continuously increased. Thanks to this VCGM, they have optimised their profits as a result of the appropriate bidding strategies on the market, thus contributing to a healthy and fair competition.

These achievements constitute an important foundation for the formation and development of a fully-competitive power market in Viet Nam after 2013, as scheduled by the Government.

Regarding the assignments entrusted by the Ministry of Trade and Industry including the preparation of human resources, IT infrastructures and the operation of the power market, EVN has been making enormous efforts to synchronously and efficiently ensure the implementation schedule.

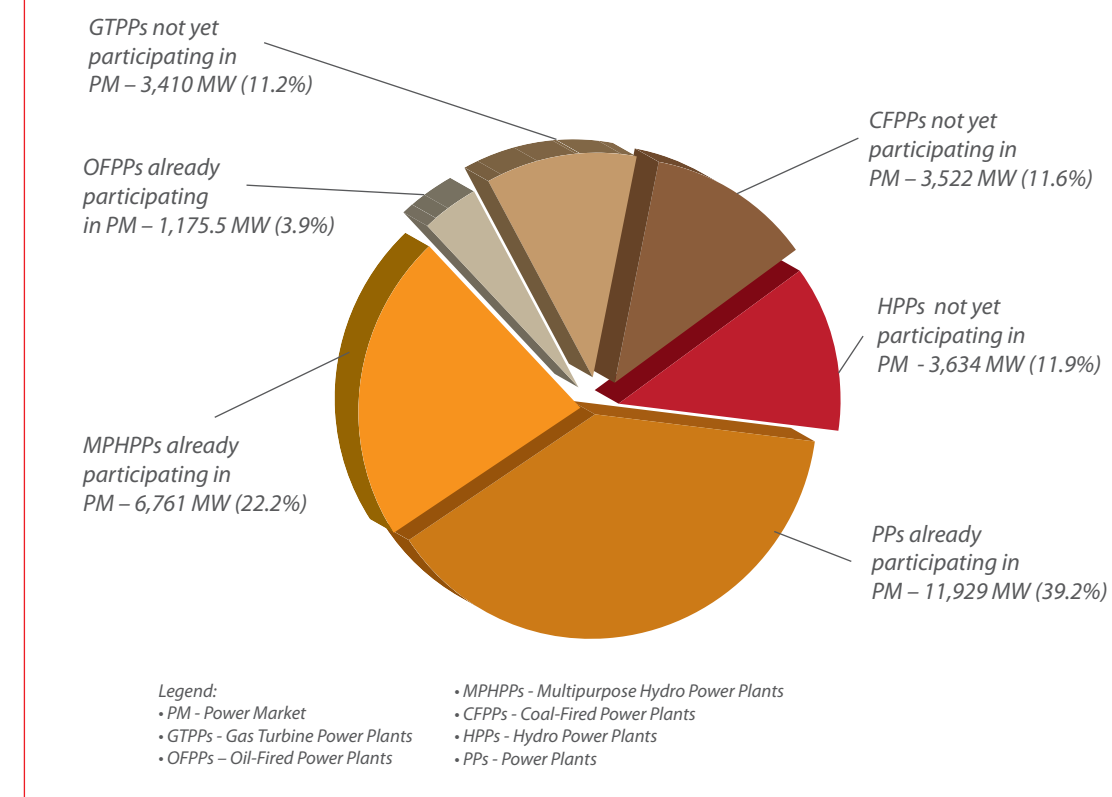
The deployment of the power market has been essentially meeting the requirements set by the Ministry of Trade and Industry. Investments in the IT system have been made synchronously to ensure the stable operation of VCGM. The activities of the power market have been implemented in accordance with the stipulated schedule. In any circumstances, VCGM has ensured continuous operation of the power market without any interruptions even under extreme conditions such as cut-off of PM3 gas, water shortages of reservoirs or dramatic fluctuations in coal prices, etc.

EVN has satisfactorily accomplished assignments entrusted by the Government and the Ministry of Trade and Industry, namely: Development of IT infrastructures necessary to the power market; Preparation of a system of legal documents related to the activities and operation of the power market; Operation of VCGM; and Training of human resources for the power market.

After more than one year of official operation, the VCGM have functioned properly and gradually become more professional. EVN's teams engaged in operation, management of the IT system in support of the power market, and those involved in processing transactions in the power market, etc., have gradually improved their performances and ready to undertake more complicated assignments.



CAPACITIES AND MARKET SHARES OF DIFFERENT POWER PLANT GROUPS



PARTICIPANTS IN POWER MARKET IN 2012 - 2013 PERIOD

As of 31st December 2013, the total installed generation capacity of the entire power system was 30,597 MW, including 97 power plants and small hydropower plants. Total capacities and market shares of various groups of power plants in the power market (excluding small hydropower plants) were as follows:

- 48 power plants, which have their energy directly bid by 35 representatives in VCGM, have a total installed capacity of 11,929 MW, accounting for 39.2% of the total installed capacity of the whole power system. The mobilization of these power plants depends on the bids submitted by them and the load demand of the power system placed in the power pool.
- 49 power plants (excluding small hydropower plants) were mobilised by the National Load Dispatch Center with a total installed capacity of 18,502.5 MW, accounting for 60.8 % of the total installed capacity of the whole power system, although such power plants do not directly participate in bidding on the market because either the IT infrastructures required for the power market were not completed, or they had not registered as market players yet, or they are ineligible to participate in line with the regulations.

LIST OF POWER PLANTS DIRECTLY PARTICIPATING IN THE COMPETITIVE POWER GENERATION MARKET (AS OF LATE DECEMBER 2013)

1	Pha Lai 1 Thermal Power Plant	25	A Vuong Hydro Power Plant
2	Pha Lai 2 Thermal Power Plant	26	Binh Dien Hydro Power Plant
3	Uong Bi 1 Thermal Power Plant	27	Song Con 2 Hydro Power Plant
4	Ninh Binh Thermal Power Plant	28	Buon Kuop Hydro Power Plant
5	Phu My 1 Thermal Power Plant	29	Song Ba Ha Hydro Power Plant
6	Phu My 2.1 Thermal Power Plant	30	Buon Tua Sra Hydro Power Plant
7	Phu My 4 Thermal Power Plant	31	Serepok 3 Hydro Power Plant
8	Hai Phong Thermal Power Plant	32	Ban Ve Hydro Power Plant
9	Quang Ninh Thermal Power Plant	33	Bac Binh Hydro Power Plant
10	Cao Ngan Thermal Power Plant	34	Krong Hnang Hydro Power Plant
11	Na Duong Thermal Power Plant	35	Serepok 4 Hydro Power Plant
12	Nhon Trach 1 Thermal Power Plant	36	Huong Dien Hydro Power Plant
13	Nhon Trach 2 Thermal Power Plant	37	Da Nang 2 Hydro Power Plant
14	Cam Pha Thermal Power Plant	38	Srok Phu Mieng Hydro Power Plant
15	Son Dong Thermal Power Plant	39	Cua Dat Hydro Power Plant
16	Thac Ba Hydro Power Plant	40	A Luoi Hydro Power Plant
17	Vinh Son Hydro Power Plant	41	Dak Mi 4 Hydro Power Plant
18	Song Hinh Hydro Power Plant	42	Dak R'Tih Hydro Power Plant
19	Thac Mo Hydro Power Plant	43	Dong Nai 3 Hydro Power Plant
20	Da Nhim Hydro Power Plant	44	Dong Nai 4 Hydro Power Plant
21	Ham Thuan Hydro Power Plant	45	Hua Na Hydro Power Plant
22	Da Mi Hydro Power Plant	46	Nho Que 3 Hydro Power Plant
23	Quang Tri Hydro Power Plant	47	An Khe - Kanak Hydro Power Plant
24	Dai Ninh Hydro Power Plant	48	Ba Thuoc Hydro Power Plant

DIFFERENT DEVELOPMENT STAGES OF THE VIETNAM POWER MARKET

- Up to the end of 2014:
Continuing with the implementation of competitive power generation market.
- From 2015 to 2016:
Implementing a pilot competitive wholesale power market.
- From 2017 up to 2021:
Implementing a fully competitive wholesale power market.
- From 2022 to 2023:
Implementing a pilot competitive retail power market.
- After 2023:
Implementing a fully competitive retail power market.

Source: Decision No 63/2013/QĐ/TTg issued by the Prime Minister, regulating the roadmap, conditions and structure of the power sector, for the establishment and development of different stages of the power market in Viet Nam.





INTERNATIONAL COOPERATION

In 2012-2013, EVN's international cooperation activities have been expanded, and thus actively contributing to the capital arrangement for power projects, through multilateral and bilateral international financial organizations. For the year 2013 only, a number of agreements for securing ODA funds, concessional loans and commercial loans with a total value of USD 1.7 billion have been committed and signed, of which USD 1.17 billion have been signed with respective counterparts. In details, ODA funds and concessional loans totaled USD 381 million; export credits of USD 792 million, from Chinese agencies such as Industrial and Commercial Bank of China (ICBC), Chinese Development Bank (CBD), Bank of China, etc., and export credits from the Korean Export-Import Bank (KEXIM), have been signed to provide financial resources to Duyen Hai Power Center Port Project ; to Lai Chau Hydro Power Plant Project- electro-mechanical equipment package and financial supplement to Mong Duong 1 Thermal Power Plant Project.

Also recently, World Bank (WB), Ministry of Industry and Trade and Vietnam Electricity have had frequent discussions, prepared policy conditions for negotiation of

Development Policy Loan (DPL 3), which will timely provide capital for generation and grid projects.

International cooperation activities between EVN and German Reconstruction Bank (KfW) are also accelerated, contributing significantly to the completion of procedures for the signing of the agreement on a loan of EUR 120 million for the Project on Reduction of Emission Intensity during the Processes of Electric Energy Supply, and an other agreement on a loan of EUR 35 million for Phu Lac 1 Wind Power Project. In the fiscal year 2013, a number of power projects of EVN have been financed by the Japan International Cooperation Agency (JICA), including: Expansion of Da Nhim Hydropower Plant Project (with the amount of JPY 7.515 bil); O Mon 1 – Unit 2 Thermal Power Plant Project (additional loan of JPY 6.221 bil); Thai Binh Thermal Power Plant and Transmission Lines Construction Project for which the negotiation about the second loan has been finished with the total loan amount of JPY 36.392 bil), etc. Besides, Japan is also actively seeking cooperating opportunities for project development on Ultra Supper Critical Technology.

Bilateral cooperation activities with the Russian Federation, Japan, South Korea and China have been strongly promoted . EVN signed in December 2013 an Agreement on Strategic Cooperation with Southern China Power Grid Company. Furthermore, Russian E4-KIEP-EPT Consultant Contractors Joint Venture has just finalized documents on Location Approval and the Investment Report for Ninh Thuan 1 Nuclear Power Plant Project for submission to the Appraisal Council and proceeding with the procedures on ratification of the project. EVN also maintains its cooperations in the power sector with other countries in South East Asia.

It can be reaffirmed that EVN’s international cooperation activities carried out in 2012-2013 period have made positive contributions to securing capitals for many power projects, to sharing experiences and improving EVN’s performance and its international integration.

MULTILATERAL LOANS AS OF DECEMBER 31, 2013

WB	USD 3,237.77 million*
ADB	USD 2,090.83 million

(* Including the project Re II implemented by MOIT)

BILATERAL LOANS AS OF DECEMBER 31, 2013

JICA	JPY 461,302 million
KfW	EUR 275 million DM 13 million
AFD	USD 640.612 million

OTHER BILATERAL LOANS AS OF DECEMBER 31, 2013

EUROPE	Belgium	BEF 186 million EUR 20 million
	Finland	USD 20.5 million EUR 6.5 million
ASIA	China	USD 5,102.465 million
	South Korea	USD 1,360 million



ENVIRONMENTAL PROTECTION AND SUSTAINABLE DEVELOPMENT



Environment protection has been paid great attention by EVN not only during the development of hydro and thermal power projects, but also during the operation of the power plants, transmission and distribution systems.

Hundreds of power transmission lines and substations have been reviewed in order to complete procedures and files on environment issues. All units in charge of management of power lines and substations have implemented a control system (registration, storage, disposal and transport) of hazardous waste. Disposal of hazardous waste has been carried on in compliance with the rules.

All subsidiaries under EVN strictly follow the Law on Environment Protection, improve the quality and efficiency of environment protection in general, in management of hazardous waste in particular, within the entire EVN. Annually, EVN staff conduct reviews, inspections and give guidance on implementation of environmental protection in all EVN's subsidiaries. EVN and its member companies have taken actions in coordination with the Police Agency for Environmental Crime Prevention in the environmental protection and management activities.

Besides, EVN has also paid due attention to promoting training, education, dissemination of knowledge and sharing experience in environment protection. Apart from the training courses sponsored by EVN, its member companies, such

as GENCOs, the National Power Transmission Corporation and power corporation, have also held their own training courses. Lecturers in these training courses are managers from the Ministry of Natural Resources and Environment and experts from the Police Agency for Environmental Crime Prevention.

In 2012-2013, the Project on Polyclobiphenyl - PCB Management in Viet Nam implemented by EVN in coordination with the Ministry of Natural Resources and Environment and the Ministry of Trade and Industry has achieved initial satisfactory results. EVN's member companies have been prepared to participate in taking samples of insulating oil from equipment in order to confine locations of equipment containing PCB, to label them as a preparation to fulfill Viet Nam's commitment to the Stockholm Convention on persistent organic pollutants. EVN's participation in this PCB Management Project is a clear evidence of tight coordination between the business and State authorities in environment protection.

For the time to come, as EVN's strong growth is expected, environment protection should be observed and fulfilled more seriously than ever. EVN's Leaders as well as its staff are fully aware of the importance of environment protection in EVN's development process to ensure sustainable development of the country in general and EVN in particular.

TRAINING AND DEVELOPMENT OF HUMAN RESOURCES



EVN's objective is to develop its qualified human resources, provide them with adequate knowledge and skills necessary to successfully fulfill its plans of production, business and development investment.

In the last two years, many short-term training programs have been implemented: training on Customer Service Management, Finance Administration (cost control), Training of Controllers, preparation of a System for Evaluation of Performance, Assessment of Training Needs, and Assets and Material Management, etc. In 2013, EVN began to formulate training programs for potential managers, to prepare highly qualified human resources for various management positions in EVN.

Apart from programs for Master and Doctor degrees in Viet Nam and abroad, EVN in 2013 held four training courses for technical experts on calculating stabilization of power systems and transient voltage recovery. It is EVN Leadership's expectations that intensive investment in training highly qualified human resources will result in a new generation of specialists who are capable to take control and successfully solve complicated technical problems, to research and put forward innovations for improving performance of production activities in every field.

With regard to training institutions in the power industry, EVN is making studies and preparing to work out a project on reorganization and rearrangement of its training bases, so as to meet the requirement set forth in the Decree No 40 /NQ-CAP dated 9 August 2012, issued by the Government, regarding renovation of operating

mechanism of State-run service delivery agencies, and promotion of socialization of some kinds of public services.

In 2013, the four EVN's training schools had a total enrollment of 9,260 students which made their total scale of training up to 28,900 students in 5 specialties for Master degree, 13 specialties for Bachelor's Degree, 13 college-level specialties/vocational training and 10 middle-level specialties/vocational training.

Concerning training human resources for nuclear power plants in Ninh Thuan province, several training programs and workshops related to the management and preparation of nuclear power plant projects were held in coordination with various local and foreign organizations. As a preparation for Ninh Thuan 1 Nuclear Power Project, the Ministry of Education and Training selected and sent to the Russian Federation 157 students to study different specialties on nuclear power. They had committed themselves to come back after graduation and work for a long time with EVN. As for Ninh Thuan 2 Nuclear Power Project, EVN had sent a first group of 15 persons to Japan in September 2012, to be trained for two years to become core staff, and selected and sent another group of 9 people in 2013 to attend this training scheme.

It can be said that training and development of human resources for the power industry have become a more and more EVN's concern, have been implemented in better and better planned scenarios and yielding better and better results for long-term and sustainable development of EVN.

CULTURE “EVN - ENLIGHTENING TRUST”



In 2008 and 2009, the development of EVN’s corporate culture and promotion EVN’s reputation were emphasized as one of the key objectives and tasks. The document of EVN Culture was promulgated in 2009, including three chapters, namely (1) the System of Core Values; (2) the Standard of Morals; and (3) the Execution of the EVN Culture. This document presents a condense substance tightly connected to practice, so simple and close to the workers, thus creating a specific trait of beauty attributed to the EVN employees enlightening trust of the society in the Power Sector.

The year 2013 marked the three-year period during which all subsidiaries of EVN were executing the content of EVN culture, especially in that year, together with the campaign of “The Year of Business and Customer Service”, EVN culture, played an important role in creating a favorable image of the EVN employees in the public .

Side by side with the renewal and upgrading of transaction office between electricity branch and customers, EVN culture has directly displayed, through the consciousness, sense of responsibility, occupational morals, behavioral culture, whole-hearted and professional working style of staff , a break-through turning step in the customer service at every power distribution unit.

Some results gained from “The Year of Business and Customer Service 2013”

- 841 out of 858 customer transaction sections at various power companies and district power offices have completed the re-organization and consolidation of their set-ups according to EVN’s criteria.
- Over 2,400 times of customer service staff have attended training courses to improve their knowledge and skills of communication with customers.
- Over 10 million times of SMS made by EVN staff to provide customers across the country with information on various electricity services.
- Over 1.8 million phone calls related to various electricity services made by customers to EVN Customer Care Center in Ho Chi Minh City.
- By now, the power sector has introduced a system of Customer Transaction Offices in all Power companies and teams of electricity service at base level; Customer Care Centers under the Power Corporations and Companies; Websites specialized in customer care service managed by Power Corporations; A system of customer service by means of SMS conducted by Power Corporations and Companies.

EVN "FOR THE DEVELOPMENT OF COMMUNITY"



The realization of a series of community support programs constitutes EVN's and its member companies' fulfillment of their important socio-political duty, through which EVN's role and position in the cause of national socio-economic development have been affirmed while EVN's strong sense of responsibility toward community has been manifested.

Since the year 1995 up to now, EVN has contributed hundreds of billions of VND to funds such as the Gold Heart Fund, the Poverty Eradication Fund, the Fund of Support to Difficulty-Braving Poor Children, the Fund of Aids to Overcome Flood and Inundation Aftermaths, etc., and the aids for lifelong care of about 300 Vietnamese Hero Mothers.

To execute the Decree No 30a/2008/NQ-CP that regulates the program of Support for Fast and Sustainable Poverty Reduction for 61 poorest districts from 20 provinces across the country, EVN has given support with VND 347 billion to supply power to 3 poor districts, namely Phong Tho, Than Uyen and Tan Uyen of Lai Chau province, thus raising the percentage of power-supplied households over there from 40% up to nearly 80%.

In 2012 – 2013 period, EVN has granted 104 scholarship awards, valuing VND 10 million each, to 104 difficulty-braving poor pupils across the country via the program of realistic television entitled "Viet Nam Dream" organized by EVN in coordination with Viet Nam Schooling Promotion Association and Viet Nam Television. This program has won nation wide repercussions as well as strong support from the community and a large number of TV viewers.

In 2013 only, over VND 19 billion was spent to take care of the life of EVN staff. According to that, EVN and its Trade Union have drawn about VND 300 million from the social welfare fund to build collective dwelling houses for its on – duty points in mountainous regions, border areas and far – off localities. Apart from it, the fund is also used to build and offer 49 Trade Union - presented "Family Cosy Roofs" and 28 " Houses of Love" to the staff who meet with difficulties in their living condition.

EVN and Vietnam Electricity Trade Union have provided supports and allowances to EVN's staff and employees who were affected by storms No 10 and 11 in the Central Viet Nam and at the An Khe – Ka Nak Hydropower Co. with a total amount of VND 2 billion.

Besides, all EVN units have arranged to give medical treatment, convalescent aids, periodical health check-up and intensive examination to EVN's workers and laborers working at high altitudes or in hazardous, harmful conditions. In addition, about VND 14.4 billion has been disbursed for visits, care and aids given to more than 26,000 poor and difficult staff.

Also in 2013, over VND 22 billion from the social welfare fund of EVN staff was utilized as prompt aids to fishermen and people in Central Viet Nam affected by typhoons, floods and inundations, for activities to solve sea and island issues, and to support central and local social or charity funds, etc., thus contributing to highlighting EVN image in the society.

CONSOLIDATED INCOME STATEMENT

(According to Vietnamese Accounting Standards)

Unit: Million Vietnamese Dongs

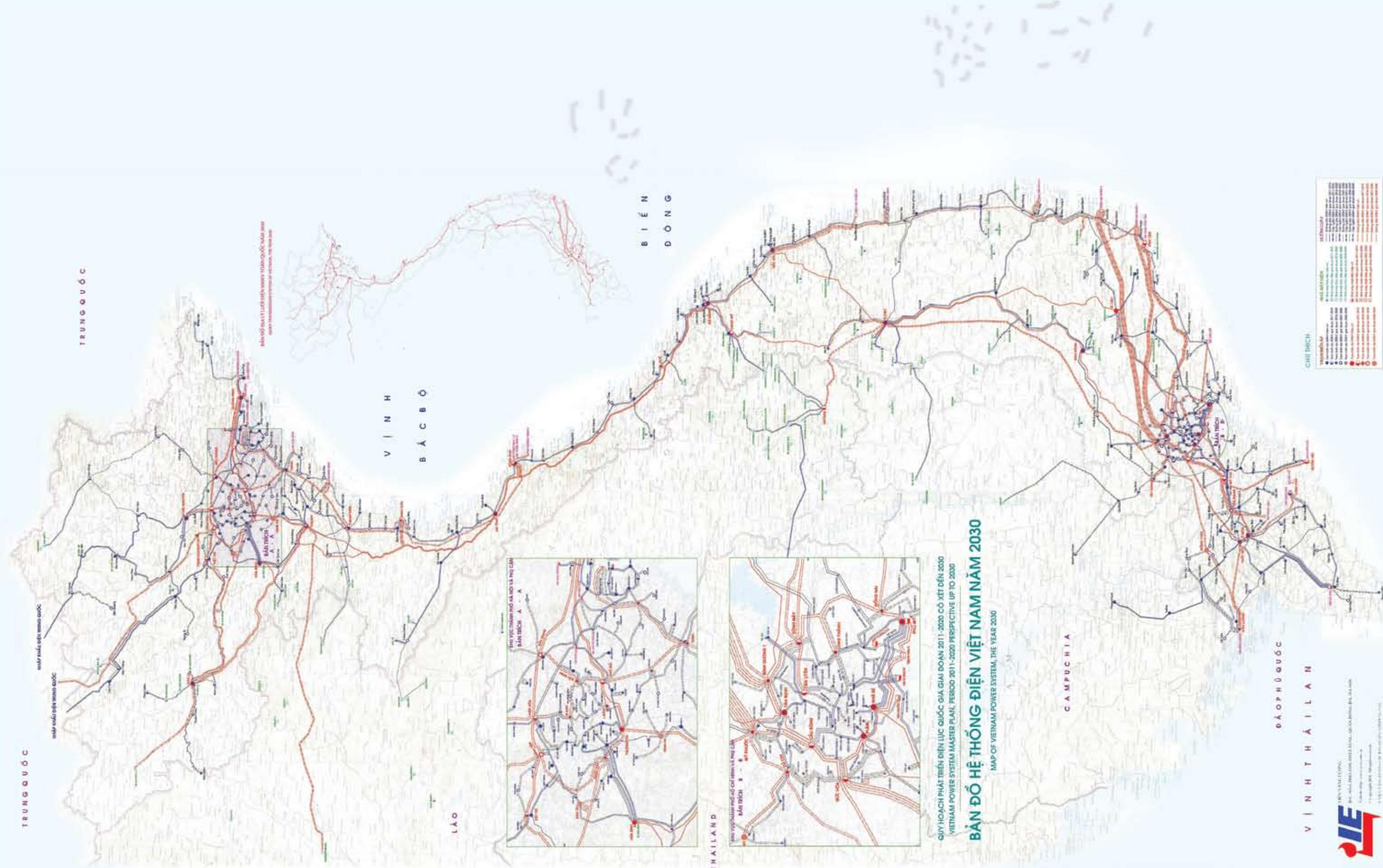
Items	2012	2013
1. Total revenue	149,003,829	177,850,281
2. Less	1,463	343
3. Net sales	149,002,366	177,849,938
4. Costs of goods sold	116,008,041	144,353,843
5. Gross profit	32,994,325	33,496,095
6. Revenue from financial activities	5,590,551	9,108,599
7. Financial activity expenses	21,269,205	21,804,525
8. Selling expenses	3,160,538	3,735,847
9. Overhead expenses	5,644,838	6,980,771
10. Net profit from operations	8,510,295	10,083,551
11. Other incomes	1,450,988	826,224
12. Other expenses	531,943	823,796
13. Other profit	919,045	2,428
14. Profit (loss) in affiliates	123,397	283,910
15. Gross profit before tax	9,552,737	10,369,889
16. Corporate income tax	584,323	1,009,159
17. Deferred corporate income tax expense/(income)	271,235	(10,000)
18. Profit after tax	8,697,179	9,370,730
18.1 Profit of minority shareholders	606,177	870,642
18.2 Profit of majority shareholders	8,091,002	8,500,088

AUDITED CONSOLIDATED BALANCE SHEET

(According to Vietnamese Accounting Standards)

Unit: Million Vietnamese Dongs

Items	2012	2013
ASSETS		
A. Current assets	78,500,000	87,994,881
I. Cash and cash equivalents	29,647,666	36,770,569
II. Short-term investments	3,680,107	8,851,521
III. Short-term receivables	26,631,733	23,614,049
IV. Inventories	16,348,921	15,766,709
V. Other current assets	2,191,573	2,992,033
B. Non-current assets	367,538,673	428,640,780
I. Long-term receivables	2,269,489	2,557,791
II. Fixed assets	357,442,190	417,269,844
III. Property investment	1,370	8,962
IV. Long-term financial investments	6,430,409	6,744,768
V. Other non-current assets	1,395,215	2,059,415
Total assets	446,038,673	516,635,661
RESOURCES		
A. Liabilities	310,575,323	359,750,008
I. Current liabilities	79,808,371	101,612,928
II. Non-current liabilities	230,766,952	258,137,080
B. Owner's equity	128,786,323	149,928,090
I. Owner's equity	128,602,912	149,895,283
II. Other funds	183,411	32,807
C. Minority shares	6,677,027	6,957,563
Total liabilities and owner's equity	446,038,673	516,635,661



BẢN ĐỒ ĐÁNH GIÁ TÍNH TIẾT KIỆM NĂNG LƯỢNG TOÀN QUỐC NĂM 2018



QUY HOẠCH PHÁT TRIỂN ĐIỆN LỰC QUỐC GIA GIAI ĐOẠN 2011-2020 CÓ XÉT ĐẾN 2030
VIETNAM POWER SYSTEM MASTER PLAN, PERIOD 2011-2020 PERSPECTIVE UP TO 2030

BẢN ĐỒ HỆ THỐNG ĐIỆN VIỆT NAM NĂM 2030

MAP OF VIETNAM POWER SYSTEM, THE YEAR 2030

CHỈ THÍCH

TRƯỜNG HỢP	YẾU TỐ
TRẠM ĐIỆN	Trạm điện thủy lực
	Trạm điện nhiệt
	Trạm điện gió
	Trạm điện mặt trời
DÂY TRUYỀN	Dây truyền điện 500KV
	Dây truyền điện 220KV
	Dây truyền điện 110KV
	Dây truyền điện 66KV
HỆ THỐNG ĐIỆN	Hệ thống điện quốc gia
	Hệ thống điện khu vực
CÔNG TRÌNH	Công trình thủy điện
	Công trình nhiệt điện
	Công trình gió
	Công trình mặt trời
HƯỚNG ĐI	Hướng đi dự kiến
	Hướng đi hiện tại

EVN
CÔNG TY ĐIỆN LỰC VIỆT NAM
Số 23, Phố Nguyễn Văn Linh, Quận Tân Phú, Thành Phố Hồ Chí Minh, Việt Nam
Điện thoại: 1909 555 555
Website: www.evn.vn

DEPENDENT-ACCOUNTING SUBSIDIARIES UNDER EVN

No.	Agency	Address	Phone No.	Fax No.
Power Generation				
1	Hoa Binh Hydro Power Co.	No 428 Hoa Binh road, Tan Thinh ward, Hoa Binh City, Hoa Binh province	02182210343	021 8385 4155
2	Ialy Hydro Power Co.	No 727 Pham Van Dong street, Pleiku City, Gia Lai province	0592222008	059 386 6470
3	Tri An Hydro Power Co.	Vinh An township, Vinh Cuu District, Dong Nai province	0612217939	061386 1257
4	Tuyen Quang Hydro Power Co.	No 403 Truong Chinh str., Y La ward, Tuyen Quang City, Tuyen Quang province	0273 980 929 0272 244 369	0273 98 0919
5	Se San Hydro Power Development Co.	No 114 Le Duan road, Pleiku City, Gia Lai province	059 3514118	059 222 2369 059 387 7279
6	Son La Hydro Power Co.	Block D10, Khuat Duy Tien street, Thanh Xuan North, Ha Noi & No 56 Lo Van Gia road, Chieng Le ward, Son La City, Son La province	022 2240030	04 3554 1371 022 375 1106
7	Hydro Power Project Management Unit 4	No 114 Le Duan road, Pleiku City, Gia Lai province	059 2222565	059 387 4880
8	Hydro Power Project Management Unit 5	No 25 Truong Chinh street, Buon Ma Thuot City, Dac Lac province	0500 3955584	
9	Son La Hydro Power Project Management Unit	Block D10, Khuat Duy Tien street, Thanh Xuan North District, Ha Noi	022 221 130	04 3554 1371 022 385 966
10	Ninh Thuan Nuclear power Project Management Unit	16/4 street, Phan Rang city, Thap Cham, Ninh Thuận Floor 15, tower B EVN Block, No 11 Cua Bac street, Hanoi	068 2223 101 04 2243 0736	068 392 2991 04 3784 2781
11	Nghi Son 1 Thermal Power Co.	No 2 Duy Tan Street, Hung Phuc, Vinh City, Nghe An province	038 2240 051	038 3523 299
Services in the power Sector and other services				
12	Power Trading Co.	Floor 12, Tower A, EVN Building, No 11 Cua Bac street, Ha Noi	04 2221 8219	04 2221 8214
13	National Power System Operating Centre	Floor 12, Tower A, EVN Building, No 11 Cua Bac street, Ha Noi	04 2220 1310	04 22201311
14	Electric Information Centre	Floor 15, Tower A, EVN Building, No 11 Cua Bac street, Ha Noi	04 8587 7519 04 2213 0208	04 37725192
15	Information Technology Centre	Floor 16, Tower A, EVN Building, No 11 Cua Bac street, Ha Noi	04 2222 5210	04 22225211
16	EVN Building Investment & Business Management Unit	Floor 4, Tower B, EVN Building, No 11 Cua Bac street, Ha Noi	04 2213 1670	04 37162789
Training				
17	University of Electricity	No 235 Hoang Quoc Viet road, Tu Liem District, Ha Noi	04 2218 5607	04 38362065
18	Ho Chi Minh City College of Electricity	No 554 Ha Huy Giap road, District 12, Ho Chi Minh City	08 38919013	08 38919049
19	Central Viet Nam College of Electricity	No 4 Nguyen Tat Thanh, Hoi An town, Quang Nam province	0510 221 2201	0510 3862198
20	Electricity Vocational College	Tan Dan commune, Soc Son District, Ha Noi	04 2217 5586	04 35811490

EVN'S SUBSIDIARIES

No.	Agency	Address	Phone No.	Fax No.
Subsidiaries with 100% charter capital held by EVN (single member limited liability companies)				
1	Power Generation Corporation No 1	Quang Trung ward, Uong Bi provincial capital, Quang Ninh province	033 2131203	033 3854181
2	Power Generation Corporation No 2	No 1 Le Hong Phong street, Binh Thuy ward, Can Tho City	07102461507	07102227446 07102227447
3	Power Generation Corporation No 3	Phu My townlet, Tan Thanh District, Ba Ria – Vung Tau City	064 3876927	064 3876930
4	National Power Transmission Corp.	No 4 Nguyen Khac Nhu street, Ba Dinh District, Ha Noi	04 22204444	04 22204445
5	North Viet Nam Power Corp.	No 20 Tran Nguyen Ha Street, Hoan Kiem District, Ha Noi	04 22100706	04 38244033
6	Central Viet Nam Power Corp.	No 393 Trung Nu Vuong street, Hai Chau District, Da Nang City	0511 2221028	0511 3625071
7	South Viet Nam Power Corp.	No 72 Hai Ba Trung street, District 1, Ho Chi Minh City	08 38221605	08 39390138
8	Ha Noi Power Corp.	No 69 Dinh Tien Hoang street, Hoan Kiem District, Ha Noi	04 22200898	04 22200899
9	HCMC Power Corp.	No 35 Ton Duc Thang, Ben Nghe ward, District 1, Ho Chi Minh City	08 22201177	08 22201155
Subsidiaries with over 50% of charter capital held by EVN, or controlled by EVN				
10	Central VN Electro Mechanism Joint Stock Co.	Hoa Cam Industrial Zone, Cam Le District, Da Nang City	0511 2218455	0511 3846224
11	Thu Duc Electro-Mechanics Joint Stock Co.	Km 9 Ha Noi highway, Thu Duc District, Ho Chi Minh City	0822144647	0838963159
12	Ha Noi Electro-Mechanics Joint Stock Co.	No 150 Ha Huy Tap street, Yen Vien township Gia Lam District, Ha Noi	0438271498	0438271731
13	Dong Anh Electric Equipment Joint Stock Corp.	Team 26, Dong Anh township, Ha Noi	0438833779	04 3883311
14	Power Engineering Consulting Joint Stock Co. 1	Km 9 + 200, Nguyen Trai road, Thanh Xuan District, Ha Noi	0438544140	0438541208
15	Power Engineering Consulting Joint Stock Co. 2	No 32 Ngo Thoi Nham street, Ward 7, District 3, Ho Chi Minh City	0822211057	0822210408 0822210571
16	Power Engineering Consulting Joint Stock Co. 3	No 32 Ngo Thoi Nham Street, Ward 7, District 3, Ho Chi Minh City	0822211169	0839307938
17	Power Engineering Consulting Joint Stock Co. 4	No 11 Hoang Hoa Tham street, Nha Trang City, Khanh Hoa province	0583563999	0583824208
18	Electricity Finance Joint Stock Co.	Fl. 6 & 7 Block 437 Tran Khat Chan street, Ha Noi	0422229999	0422221999
COMPANIES WITH LESS THAN 50% OF CHARTER CAPITAL HELD BY EVN				
No.	Agency	Address	Phone No.	Fax No.
Power Generation				
1	Vinh Tan Energy Joint Stock Co. 3	Floor 15 Vincom Tower, No 191 Ba Trieu street, Ha Noi	04.3974832	04.39748321
2	Binh Thuan Wind Power Joint Stock Co.	Block A15 Le Quy Don street, Phu Thuy ward, Phan Thiet City, BinhThuan prov	062-3822024	062-3823024
Other Businesses				
3	An Binh Commercial Joint Stock Bank	No 70 Hai Ba Trung, Da Kao ward District1 Ho Chi Minh City	08.38244855	08.38244856
4	An Binh Securities Joint Stock Co.	Floor 1 No 101 Lang Ha street, Dong Da District, Ha Noi	04.35624626	04.35624628
5	Global Insurance Joint Stock Co.	Fl. 16 Nam A Bock, No 201-203 August Revolution road. District 3, Ho Chi Minh City	08.39293555	08.39293666
6	ViNa Saigon Real Assets Joint Stock Co.	No 1202A Ly Chinh Thang street, District 3, Ho Chi Minh City	08.22418282	08.39319319
7	Central VN Electrical Real Assets Joint Stock Co.	9-story Block, No 78A Duy Ta street, Da Nang City	0511.2466466	0511.2222233
8	Investment & Construction Electricity Vietnam JSC	No 12, Building B8, Dam Trau, Bach Dang Ward, Hai Ba Trung Quarter, Hanoi	04.22205555	04.22205556

ANNUAL REPORT 2012 - 2013

Implementation unit: Electric Information Center
*In addition to exclusive photos by Electric Information Center,
some reference photos are used for illustration.*

Document for internal use only.





EVN

VIETNAM ELECTRICITY

11 Cua Bac, Ba Dinh District, Ha Noi, Viet Nam

Website: <http://www.evn.com.vn> - <http://www.tietkiemnangluong.vn>
